

FILED
OCT 20 2017
State Auditor & Inspector

RECEIVED
OCT 23 2017
STATE AUDITOR & INSPECTOR

COUNTY
2017-2018
ESTIMATE OF NEEDS
AND FINANCIAL STATEMENT OF THE
FISCAL YEAR 2016-2017

BOARD OF COUNTY COMMISSIONERS OF
THE COUNTY OF PITTSBURG COUNTY
STATE OF OKLAHOMA

Two copies of this Financial Statement and Estimate of Needs should be filed with the County Clerk not later than August 17 for all Counties. After approval by the Excise Board and the levies are made, both statements should be signed by the appropriate Board Members. One complete signed copy must be sent to the State Auditor and Inspector, 2300 N. Lincoln Blvd., State Capitol, Room 100, Oklahoma City, OK 73105. If publication may not be had by date required for filing, affidavit and proof of publication are required to be attached within five days after date of filing.

THE 2017-2018 ESTIMATE OF NEEDS AND FINANCIAL
STATEMENT OF THE FISCAL YEAR 2016-2017

PREPARED BY George M. Kern
SUBMITTED TO THE PITTSBURG COUNTY COUNTY
EXCISE BOARD THIS 18th DAY OF September 2017

BOARD OF COUNTY COMMISSIONERS

Chairman	<u>[Signature]</u>	County Clerk	<u>[Signature]</u>
Commissioner (Budget Board)	<u>[Signature]</u>	Commissioner	<u>[Signature]</u>
Treasurer	<u>[Signature]</u>	Assessor	<u>[Signature]</u>
Court Clerk	<u>[Signature]</u>	Sheriff	<u>[Signature]</u>

PITTSBURG COUNTY COUNTY
 2017-2018
 ESTIMATE OF NEEDS
 AND FINANCIAL STATEMENT OF THE
 FISCAL YEAR 2016-2017

INDEX

Letters and Certifications:	Page
Letter To Excise Board	1
Affidavit of Publication	2
Accountant's Letter	3
Certificate of Excise Board	Exhibit "Y" - Page 1
Exhibits:	Filed
Exhibit "A" General Fund	Yes
Exhibit "B" Building Fund	No
Exhibit "C" Co-op Fund	No
Exhibit "D" Highway Fund	Yes
Exhibit "E" Health Fund	No
Exhibit "F" Emergency Medical Service Fund	No
Exhibit "G" Sinking Fund	No
Exhibit "H" Industrial Development Bond Fund	No
Exhibit "I" Special Revenue Funds	Yes
Exhibit "J" Capital Project Funds	No
Exhibit "K" Enterprise Funds	No
Exhibit "L" Internal Service Funds	No
Exhibit "Y" Certificate of Excise Board Estimate of Needs	Yes
Exhibit "Z" Publication Sheet	Yes

SEE INDEPENDENT ACCOUNTANT'S COMPILATION REPORT

PITTSBURG COUNTY COUNTY
2017-2018
ESTIMATE OF NEEDS
AND FINANCIAL STATEMENT OF THE
FISCAL YEAR 2016-2017

PITTSBURG COUNTY COUNTY, STATE OF OKLAHOMA
STATE OF OKLAHOMA, COUNTY OF PITTSBURG COUNTY, ss:

To the County Excise Board of said County and State, Greeting:-

Pursuant to the requirements of 68 O.S. 1991 Section 3002, we submit herewith for your consideration, the within statement of the fiscal condition of the County of Pittsburg County, State of Oklahoma, for the fiscal year beginning July 1, 2016 and ending June 30, 2017, together with an itemized statement of the estimated needs thereof for the fiscal year beginning July 1, 2017 and ending June 30, 2018. The same have been prepared in conformity to Statute, in relation to which be it further noted that:

1. We, the members of the Board of County Commissioners of said County and State, do hereby certify that the statements herein submitted show the true and correct conditions of the fiscal affairs of said County for the fiscal year ending June 30, 2017, that said statements comprise a "full and accurate statement of the assessments, receipts and expenditures of the preceding year, made out in detail under separate heads" as required by 19 O.S. 1991 Section 345; that said preparation was had at an official session of said Board, begun on the first Monday in July, 2017 pursuant to the provisions of 68 O.S. 1991 Section 3002.

2. And we further certify that the estimates of the several amounts necessary for current expenses for the fiscal year beginning July 1, 2017 and ending June 30, 2018 as shown under "Schedule 8" were prepared and filed with the Board of County Commissioners as of the first Monday in July 2017, that the same have been correctly entered, and that all estimates made are entered as certified by Department Heads for the respective purposes herein set out. We further certify that the sums requested for salaries of county officers and the deputies are calculated and based upon authority of salary statutes currently effective and applicable in this county.

3. We further certify that the estimated income from sources other than ad valorem tax, shown on "Schedule 4", may reasonably be expected to be collected as a revenue during the ensuing fiscal year, and is not in excess of the 90% of the amounts collected for the same sources during the fiscal year ending June 30, 2017.

Dated at the office of the County Clerk, at McAlester, OK, Oklahoma, this 11th day of September, 2017.

[Signature]
Chairman

[Signature]
County Clerk

[Signature]
Commissioner
(Budget Board:)

[Signature]
Commissioner

[Signature]
Treasurer

[Signature]
Assessor

[Signature]
Court Clerk

[Signature]
Sheriff

Filed this 18th day of September 2017 Secretary and Clerk of Excise Board, Pittsburg County County, Oklahoma.

SEE INDEPENDENT ACCOUNTANT'S COMPILATION REPORT

AFFIDAVIT OF PUBLICATION

STATE OF OKLAHOMA, COUNTY OF PITTSBURG COUNTY

Personally appeared before me, the undersigned Notary Public, Hope Trammell County Clerk of the County and State aforesaid, who being first duly sworn according to law, deposes and says: That he/she complied with the law by having the financial statement for the fiscal year ending June 30, 2017, and the estimated needs and the estimated income from sources other than ad valorem taxes, for the fiscal year beginning July 1, 2017 and ending June 30, 2018 published in one issue of the McAlester News Capital a legally-qualified newspaper published - of general circulation, in said county (strike inapplicable phrase) a copy of which together with proof of publication is herewith attached marked Exhibit "Z" and made a part of hereof.

Hope Trammell
County Clerk

Subscribed and sworn to before me this 11th day of September, 2017.

Sandra K. Crenshaw 04/16/2019
Notary Public My Commission Expires



SEE INDEPENDENT ACCOUNTANT'S COMPILATION REPORT

Affidavit of Publication

STATE OF OKLAHOMA }
COUNTY OF PITTSBURG } SS

Cindi Irvin, being duly sworn, says:

That she is Sales Representative of the McAlester News-Capital, 500 S 2nd in McAlester, OK, a daily newspaper of general circulation, printed and published in , Pittsburg County, Oklahoma; that the publication, a copy of which is attached hereto, was published in the said newspaper on the following dates:

September 21, 2017


That said newspaper was regularly issued and circulated on those dates.

SIGNED:



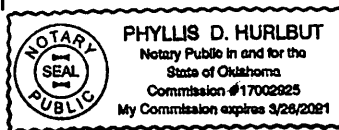
Sales Representative

Subscribed to and sworn to me this 21st day of September 2017.



Phyllis D. Hurlbut, Notary, Pittsburg County, Oklahoma

My commission expires: March 26, 2021



03100041 00018005 918-423-7304

ATTN: Hope Trammell
PITTSBURG COUNTY CLERK (LI)
P.O. Box 3304
MCALESTER, OK 74502

14 COURT CLERK:	246,356.85	288,340.74	246,356.85
14a Personal Services	7,000.00	7,000.00	7,000.00
14 Total	253,356.85	295,340.74	253,356.85
16 COUNTY ASSESSOR:	280,589.55	288,340.35	280,589.55
16a Personal Services	13,930.00	14,500.00	13,930.00
16c Travel	16,000.00	17,050.00	16,000.00
16d Maintenance and Operation	1.00	1.00	1.00
16e Capital Outlay	310,520.55	319,891.35	310,520.55
16 Total	310,520.55	319,891.35	310,520.55
17 REVALUATION OF REAL PROPERTY:	356,557.43	368,183.63	356,557.43
17a Personal Services	16,147.50	16,147.50	16,147.50
17b Part Time Help	16,147.50	16,147.50	16,147.50
17c Travel	16,147.50	16,147.50	16,147.50
17d Maintenance and Operation	16,147.50	16,147.50	16,147.50
17e Capital Outlay	13,000.00	14,050.00	13,000.00
17f Other	1.00	1.00	1.00
17g Other	43,665.50	43,665.50	43,665.50
17 Total	130,824.07	132,542.80	130,824.07
20 GENERAL GOVERNMENT:	600,195.50	614,590.43	600,195.50
20a Personal Services	112,843.88	112,843.88	112,843.88
20b Maintenance and Operation	388,290.24	400,290.24	388,290.24
20c Capital Outlay	15,000.00	15,000.00	15,000.00
20d Other	551,000.00	551,000.00	551,000.00
20e Other	90,500.00	90,500.00	90,500.00
20f Other	405,000.00	405,000.00	405,000.00
20 Total	1,609,634.12	1,621,634.12	1,609,634.12
21 EXCISE-EQUALIZATION BOARD:	7,000.00	7,000.00	7,000.00
21a Personal Services	3,000.00	3,000.00	3,000.00
21 Total	11,000.00	11,000.00	11,000.00
22 COUNTY ELECTION EXPENSE:	120,528.04	123,650.10	120,528.04
22a Personal Services	7,500.00	15,000.00	7,500.00
22b Part Time Help	15,000.00	15,000.00	15,000.00
22c Travel	9,000.00	11,000.00	9,000.00
22d Maintenance and Operation	40,000.00	60,000.00	40,000.00
22e Capital Outlay	1.00	1,000.00	1.00
22 Total	177,029.04	210,650.10	177,029.04
28 CHARITY	1,000.00	1,000.00	1,000.00
28a Maintenance and Operation	1,000.00	1,000.00	1,000.00
28 Total	1,000.00	1,000.00	1,000.00
34 CIVIL DEFENSE:	125,521.97	125,521.97	125,521.97
34a Personal Services	500.00	500.00	500.00
34c Travel	30,000.00	30,000.00	30,000.00
34d Maintenance and Operation	6,000.00	6,000.00	6,000.00
34e Capital Outlay	162,021.97	162,021.97	162,021.97
34 Total	23,000.00	23,000.00	23,000.00
60 Total	23,000.00	23,000.00	23,000.00
60d Maintenance and Operation	23,000.00	23,000.00	23,000.00
60 Total	3,000.00	3,000.00	3,000.00
61 Total	3,000.00	3,000.00	3,000.00
61d Maintenance and Operation	3,000.00	3,000.00	3,000.00
61 Total	3,000.00	3,000.00	3,000.00
62 Total	3,000.00	3,000.00	3,000.00
62d Maintenance and Operation	1,596.00	1,596.00	1,596.00
62 Total	1,596.00	1,596.00	1,596.00
63 Total	10,000.00	10,000.00	10,000.00
63e Capital Outlay	10,000.00	10,000.00	10,000.00
63 Total	12,000.00	12,000.00	12,000.00
65 Total	22,000.00	22,000.00	22,000.00
65d Maintenance and Operation	2,261.64	2,261.64	2,261.64
65c Travel	1,000.00	1,000.00	1,000.00
65d Maintenance and Operation	2,000.00	2,000.00	2,000.00
66e Capital Outlay	1,000.00	1,000.00	1,000.00
66 Total	6,261.64	6,261.64	6,261.64
82 COUNTY AUDIT BUDGET ACCOUNT:	38,583.35	38,583.35	38,583.35
82a Salaries and Expense of Audit and Report	38,583.35	38,583.35	38,583.35
82 Total	38,583.35	38,583.35	38,583.35
84 FREE FAIR BUDGET ACCOUNT:	1,000.00	1,000.00	1,000.00
84a Personal Services	3,000.00	3,000.00	3,000.00
84d Maintenance and Operation	14,000.00	14,000.00	14,000.00
84e Capital Outlay	18,000.00	18,000.00	18,000.00
84 Total	5,404,577.36	5,751,190.40	5,404,577.36
TOTAL GENERAL FUND ACCOUNT	5,404,577.36	5,751,190.40	5,404,577.36
GRAND TOTAL GENERAL FUND	5,404,577.36	5,751,190.40	5,404,577.36

Independent Accountant's Compilation Report

Honorable Board of County Commissioners
Pittsburg County County, Oklahoma

I have compiled the 2016-2017 financial statements as of and for the fiscal year ended June 30, 2017 and the 2017-2018 Estimate of Needs (SA&I Form 2631R97) and Publication Sheet (SA&I Form 2631R97, Exhibit 'Z') for Pittsburg County, County, included in the accompanying prescribed forms. We have not audited or reviewed the financial statements, estimate of needs and publication sheet forms referred to above and, accordingly, do not express an opinion or provide any assurance about whether the financial statements, estimate of needs and publication sheet forms are in accordance with the basis of accounting prescribed by the Office of the Oklahoma State Auditor and Inspector per 68 OS § 3003.B as promulgated by 68 OS § 3009-3011.

Management is responsible for the preparation and fair presentation of the financial statements, estimate of needs and publication sheet in accordance with the requirements prescribed by the Office of the Oklahoma State Auditor and Inspector per 68 OS § 3003.B as promulgated by 68 OS § 3009-3011 and for designing, implementing, and maintaining internal control relevant to the preparation and fair presentation of the financial statements, estimate of needs and publication sheet.

My responsibility is to conduct the compilation in accordance with Statements on Standards for Accounting and Review Services issued by the American Institute of Certified Public Accountants. The objective of a compilation is to assist management in presenting financial information in the form of financial statements without undertaking to obtain or provide any assurance that there are no material modifications that should be made to the financial

The financial statements, estimate of needs and publication sheet included in the accompanying prescribed forms are presented in accordance with the requirements of the Office of the Oklahoma State Auditor and Inspector per 68 OS § 3003.B as promulgated by 68 OS § 3009-3011 and are not intended to be a complete presentation of the assets and liabilities of Pittsburg County, County.

This report is intended solely for the information and use of management of Pittsburg County County, Oklahoma, Pittsburg County County Excise Board, and for filing with the State Auditor and Inspector and is not intended to be and should not be used by anyone other than these specified parties.

George M. Kern CPA
September 4, 2017

CERTIFICATE OF EXCISE BOARD
ESTIMATE OF NEEDS FOR 2017-2018

STATE OF OKLAHOMA, COUNTY OF PITTSBURG COUNTY

We, the members of the Excise Board of said County and State, do hereby certify that we have examined the foregoing estimates of proposed current expenses for the ensuing fiscal year as filed with the Board of County Commissioners, and those directly under, or in contractual relationship with, the Board of County Commissioners; we have ascertained from the Financial Statements submitted therewith the amount of Surplus Balances of Cash on Hand; we have considered the uncollected ad valorem taxes of the previous year or years; and we have ascertained that the probable Income estimated to be collected from all sources other than ad valorem taxation may reasonably be expected as a revenue for the ensuing fiscal year, and that the same does not exceed 90% of the actual collection from such sources for the previous fiscal year.

In so doing, we have diligently performed the duties imposed upon the Excise Board by 68 O.S. 1991 Section 3007, (1) ascertaining that the financial statements, as to statistics therein contained reflect the true fiscal condition at the close of the fiscal year, or caused the same to be corrected so to show; (2) struck from the estimate of needs so submitted any items not authorized by law and reduced to the sum authorized by law any items restricted by statute as to the amount lawfully expendable therefore; (3) supplemented such estimate, after proper publication, by an estimate of needs prepared by this Excise Board to make provision for mandatory governmental functions where the estimate submitted wholly failed or was deemed inadequate to fulfill the mandate of the Constitutions or of the Legislature; (4) computed the total means available to each fund in the manner provided; and (5) then and only thereafter. -

Accordingly, we have and do hereby appropriate the Surplus Balances of Cash on Hand, and the Revenues and Levies hereinafter set forth for each Fund to the several and specific purposes named in such estimates, by each, to the intent and purpose that CONSTITUTIONAL GOVERNMENTAL FUNCTIONS shall be first assured and provided for, and subsequently to provide for Legislative Governmental Functions insofar as to the available Surpluses, Revenues and Levies will permit; and we have provided also that the Levies are in excess of the amount appropriated to needs after deducting the surplus cash balance on hand, and Estimated Revenues other than tax, by the percentage and amount or reserve for delinquent tax as hereinafter set forth, which we have determined in the manner provided by law.

We further certify that we have examined the within statements of account and estimated needs or requirements of the Governing Board of 2016 County, in relation to the Sinking Fund or Funds thereof, and after finding the same correct or having caused the same to be corrected pursuant to 68 O. S. 1991 Section 3009, have approved the requirements therefor to fulfill the conditions of Section 26 and 28 of Article 10, Oklahoma Constitution, and have made and certified a tax levy therefor to the extent of the excess of said total requirements over the total of items 2, 3, 6, and 12 of Exhibit "Y" (Page 2) and any other legal deduction, including a reserve of _____% for delinquent taxes.

GENERAL FUND ACCOUNTS COVERING THE PERIOD JULY 1, 2016, to JUNE 30, 2017
ESTIMATE OF NEEDS FOR 2017-2018

EXHIBIT "A"

PAGE 1

Schedule 1, Current Balance Sheet - June 30, 2017		Amount
ASSETS:		
Cash Balance June 30, 2017	\$	919,921.76
Investments	\$	-
TOTAL ASSETS	\$	919,921.76
LIABILITIES AND RESERVES:		
Warrants Outstanding	\$	-
Reserve for Interest on Warrants	\$	-
Reserves From Schedule 8	\$	157,407.68
TOTAL LIABILITIES AND RESERVES	\$	157,407.68
CASH FUND BALANCE JUNE 30, 2017	\$	762,514.08
TOTAL LIABILITIES, RESERVES AND CASH FUND BALANCE	\$	919,921.76

Schedule 2, Revenue and Requirements - 2017-2018		
	Detail	Total
REVENUE:		
Cash Balance June 30, 2016	\$ 941,334.47	
Cash Fund Balance Transferred From Prior Years	\$ -	
Current Ad Valorem Tax Apportioned	\$ 3,762,192.06	
Miscellaneous Revenue Apportioned	\$ 1,260,032.34	
TOTAL REVENUE		\$ 5,963,558.87
REQUIREMENTS:		
Claims Paid by Warrants Issued	\$ 5,043,637.11	
Reserves From Schedule 8	\$ 157,407.68	
Interest Paid on Warrants	\$ -	
Reserve for Interest on Warrants	\$ -	
TOTAL REQUIREMENTS		\$ 5,201,044.79
ADD: CASH FUND BALANCE AS PER BALANCE SHEET 6-30-2017		\$ 762,514.08
TOTAL REQUIREMENTS AND CASH FUND BALANCE		\$ 5,963,558.87

Schedule 3, Cash Fund Balance Analysis - June 30, 2017		Amount
ADDITIONS:		
Miscellaneous Revenue Collected in Excess of Estimates-Net	\$	30,532.34
Warrants Estopped, Cancelled or Converted	\$	-
Fiscal Year 2016-2017 Lapsed Appropriations	\$	486,226.79
Fiscal Year 2015-2016 Lapsed Appropriations	\$	-
Ad Valorem Tax Collections in Excess of Estimate	\$	253,383.73
Prior Years Ad Valorem Tax	\$	-
TOTAL ADDITIONS	\$	770,142.86
DEDUCTIONS:		
Supplemental Appropriations	\$	7,628.78
Current Tax in Process of Collection	\$	-
TOTAL DEDUCTIONS	\$	7,628.78
Cash Fund Balance as per Balance Sheet 6-30-2017	\$	762,514.08
Composition of Cash Fund Balance:		
Cash	\$	762,514.08
Cash Fund Balance as per Balance Sheet 6-30-2017	\$	762,514.08

S.A.&I. Form 2631R97 Entity: Pittsburg County County, 61

Monday, September 04, 2017

SEE INDEPENDENT ACCOUNTANT'S COMPILATION REPORT

GENERAL FUND ACCOUNTS COVERING THE PERIOD JULY 1, 2016, to JUNE 30, 2017
ESTIMATE OF NEEDS FOR 2017-2018

EXHIBIT "A"

2a

Schedule 4, Miscellaneous Revenue	2016-2017 ACCOUNT	
	AMOUNT	ACTUALLY
	ESTIMATED	COLLECTED
SOURCE		
1000 CHARGES FOR SERVICES		
1111 County Clerk Fees	\$ 218,000.00	\$ 265,182.41
1112 Sheriff Fees	\$ -	\$ -
1113 County Treasurer Fees	\$ -	\$ -
1114 Court Clerk Costs and Fees	\$ -	\$ -
1115 District Attorney Fees	\$ -	\$ -
1116 County Engineer Fees (Ref. Planning Commission)	\$ -	\$ -
1117 County Health Fees	\$ -	\$ -
1118 Other-	\$ -	\$ 47,391.27
1119 Other-	\$ -	\$ -
1120 Other-	\$ -	\$ -
Total Charges For Services	\$ 218,000.00	\$ 312,573.68
INTERGOVERNMENTAL REVENUES		
2000 INTERGOVERNMENTAL REVENUES - LOCAL SOURCES:		
2111 Court Fund Fees	\$ -	\$ -
2112 Housing Authority Payments in Lieu of Tax Revenue	\$ -	\$ -
2113 Revaluation of Real Property Reimbursements	\$ -	\$ -
2114 Visual Inspection	\$ -	\$ -
2115 M & M Lien Fees	\$ -	\$ -
2116 Assignment Fees	\$ -	\$ -
2117 School Deputy Reimbursement	\$ -	\$ -
2118 O.S.U Extension Reimbursement	\$ -	\$ -
2119 County Library Fines	\$ -	\$ -
2120 Public Health Contributions	\$ -	\$ -
2121 Highway Budget Account Miscellaneous	\$ -	\$ -
2122 Other -	\$ -	\$ -
2123 Other -	\$ -	\$ -
2124 Other -	\$ 870,000.00	\$ 763,921.57
Total - Local Sources	\$ 870,000.00	\$ 763,921.57
3000 INTERGOVERNMENTAL REVENUES - STATE SOURCES:		
3111 County Sales Tax - OTC	\$ -	\$ -
3112 Motor Vehicle Collections for Counties - OTC Code 0815	\$ 13,500.00	\$ 15,604.77
3113 Boat & Motor License - OTC Code 6415	\$ -	\$ -
3114 Vehicle Registration (Title Fees) - OTC Code 6815	\$ -	\$ -
3115 Aircraft License and Registration - OTC Code 6615	\$ -	\$ -
3116 Motor Vehicle Stamps - OTC	\$ 73,500.00	\$ 68,281.43
3117 Other - OTC	\$ -	\$ -
3118 Other - OTC	\$ -	\$ -
3119 Other - OTC	\$ -	\$ -
Sub-Total - OTC	\$ 87,000.00	\$ 83,886.20
3211 Fish and Game Fines	\$ 1,000.00	\$ 1,644.32
3212 State Election Reimbursement	\$ 36,000.00	\$ 60,491.70
3213 State Payments in Lieu of Tax Revenue	\$ -	\$ -
3214 Homestead Exemption Reimbursement	\$ -	\$ -
3215 Additional Homestead Exemption Reimbursement	\$ -	\$ -
3216 Transportation of Juveniles	\$ -	\$ -
3217 Documentary Stamps	\$ -	\$ -
3218 Farm Implement Tax Stamps	\$ -	\$ -
3219 State Grants	\$ -	\$ -

Continued on page 2b

Monday, September 04, 2017

S.A.&I. Form 2631R97 Entity: Pittsburg County County, 61

SEE INDEPENDENT ACCOUNTANT'S COMPILATION REPORT

GENERAL FUND ACCOUNTS COVERING THE PERIOD JULY 1, 2016, to JUNE 30, 2017
ESTIMATE OF NEEDS FOR 2017-2018

2016-2017 ACCOUNT OVER (UNDER)	BASIS AND LIMIT OF ENSUING ESTIMATE	2017-2018 ACCOUNT		
		CHARGEABLE INCOME	ESTIMATED BY GOVERNING BOARD	APPROVED BY EXCISE BOARD
\$ 47,182.41	89.75%	\$ -	\$ 238,000.00	\$ 238,000.00
\$ -	90.00%	\$ -	\$ -	\$ -
\$ -	90.00%	\$ -	\$ -	\$ -
\$ -	90.00%	\$ -	\$ -	\$ -
\$ -	90.00%	\$ -	\$ -	\$ -
\$ -	90.00%	\$ -	\$ -	\$ -
\$ -	90.00%	\$ -	\$ -	\$ -
\$ 47,391.27	0.00%	\$ -	\$ -	\$ -
\$ -	90.00%	\$ -	\$ -	\$ -
\$ -	90.00%	\$ -	\$ -	\$ -
\$ 94,573.68		\$ -	\$ 238,000.00	\$ 238,000.00
\$ -	90.00%	\$ -	\$ -	\$ -
\$ -	90.00%	\$ -	\$ -	\$ -
\$ -	90.00%	\$ -	\$ -	\$ -
\$ -	90.00%	\$ -	\$ -	\$ -
\$ -	90.00%	\$ -	\$ -	\$ -
\$ -	90.00%	\$ -	\$ -	\$ -
\$ -	90.00%	\$ -	\$ -	\$ -
\$ -	90.00%	\$ -	\$ -	\$ -
\$ -	90.00%	\$ -	\$ -	\$ -
\$ -	90.00%	\$ -	\$ -	\$ -
\$ (106,078.43)	84.43%	\$ -	\$ 645,000.00	\$ 645,000.00
\$ (106,078.43)		\$ -	\$ 645,000.00	\$ 645,000.00
\$ -	90.00%	\$ -	\$ -	\$ -
\$ 2,104.77	89.72%	\$ -	\$ 14,000.00	\$ 14,000.00
\$ -	90.00%	\$ -	\$ -	\$ -
\$ -	90.00%	\$ -	\$ -	\$ -
\$ -	90.00%	\$ -	\$ -	\$ -
\$ (5,218.57)	89.34%	\$ -	\$ 61,000.00	\$ 61,000.00
\$ -	90.00%	\$ -	\$ -	\$ -
\$ -	90.00%	\$ -	\$ -	\$ -
\$ -	90.00%	\$ -	\$ -	\$ -
\$ (3,113.80)		\$ -	\$ 75,000.00	\$ 75,000.00
\$ 644.32	60.82%	\$ -	\$ 1,000.00	\$ 1,000.00
\$ 24,491.70	89.27%	\$ -	\$ 54,000.00	\$ 54,000.00
\$ -	90.00%	\$ -	\$ -	\$ -
\$ -	90.00%	\$ -	\$ -	\$ -
\$ -	90.00%	\$ -	\$ -	\$ -
\$ -	90.00%	\$ -	\$ -	\$ -
\$ -	90.00%	\$ -	\$ -	\$ -
\$ -	90.00%	\$ -	\$ -	\$ -
\$ -	90.00%	\$ -	\$ -	\$ -
\$ -	90.00%	\$ -	\$ -	\$ -

GENERAL FUND ACCOUNTS COVERING THE PERIOD JULY 1, 2016, to JUNE 30, 2017
ESTIMATE OF NEEDS FOR 2017-2018

EXHIBIT "A"

2b

Schedule 4, Miscellaneous Revenue		
SOURCE	2016-2017 ACCOUNT	
	AMOUNT	ACTUALLY
	ESTIMATED	COLLECTED
Continued from page 2a		
3220 District Attorney Reimbursement - State	\$ -	\$ -
3221 Civil Defense Reimbursement	\$ -	\$ -
3222 Emergency Management Reimbursement	\$ -	\$ -
3223 Food Stamp Reimbursement	\$ -	\$ -
3224 Tick Eradication Reimbursement	\$ -	\$ -
3225 Welfare Agencies Miscellaneous	\$ -	\$ -
3226 Other -	\$ -	\$ -
3227 Other -	\$ -	\$ -
3228 Other -	\$ -	\$ -
Total State Sources	\$ 124,000.00	\$ 146,022.22
4000 INTERGOVERNMENTAL REVENUES - FEDERAL SOURCES:		
4111 Flood Control	\$ -	\$ -
4112 Federal Grants	\$ -	\$ -
4113 Federal Payments in Lieu of Tax Revenues	\$ -	\$ -
4114 Bureau of Land Management	\$ -	\$ -
4115 District Attorney Reimbursement - Federal	\$ -	\$ -
4116 J.T.P.A. Salary Reimbursement	\$ -	\$ -
4117 Other -	\$ -	\$ -
4118 Other -	\$ -	\$ -
4119 Other -	\$ -	\$ -
Total Federal Sources	\$ -	\$ -
Grand Total Intergovernmental Revenues	\$ 994,000.00	\$ 909,943.79
5000 MISCELLANEOUS REVENUE:		
5111 Interest on Investments	\$ 17,500.00	\$ 36,729.25
5112 Rental or Lease of County Property	\$ -	\$ -
5113 Sale of County Property	\$ -	\$ -
5114 Royalty	\$ -	\$ -
5115 Individual Redemption	\$ -	\$ -
5116 Insurance Recoveries	\$ -	\$ -
5117 Insurance Reimbursements	\$ -	\$ -
5118 Public Finance Authority Reimbursement	\$ -	\$ -
5119 Rural Fire Runs	\$ -	\$ -
5120 Copies	\$ -	\$ -
5121 Return Check Charges	\$ -	\$ -
5122 Mowing & Trash Reimbursement	\$ -	\$ -
5123 Utility Reimbursements	\$ -	\$ -
5124 Resale Property Fund Distribution	\$ -	\$ -
5125 Estry - Sales	\$ -	\$ -
5126 Vending Machine Commissions	\$ -	\$ -
5127 Other Concessions	\$ -	\$ -
5128 Indian Deputy Salary Reimbursement	\$ -	\$ -
5129 Other -	\$ -	\$ -
5130 Other -	\$ -	\$ -
5131 Other -	\$ -	\$ -
Total Miscellaneous Revenue	\$ 17,500.00	\$ 36,729.25
6000 NON-REVENUE RECEIPTS:		
6111 Contributions from Other Funds	\$ -	\$ -
Grand Total General Fund	\$ 1,229,500.00	\$ 1,259,246.72

GENERAL FUND ACCOUNTS COVERING THE PERIOD JULY 1, 2016, to JUNE 30, 2017
ESTIMATE OF NEEDS FOR 2017-2018

EXHIBIT "A"

Schedule 5, Expenditures General Fund Cash Accounts of Current and All Prior Years	
CURRENT AND ALL PRIOR YEARS	2016-2017
Cash Balance Reported to Excise Board 6-30-2016	\$ -
Cash Fund Balance Transferred Out	\$ -
Cash Fund Balance Transferred In	\$ 941,334.47
Adjusted Cash Balance	\$ 941,334.47
Ad Valorem Tax Apportioned To Year In Caption	\$ 3,762,192.06
Miscellaneous Revenue (Schedule 4)	\$ 1,260,032.34
Cash Fund Balance Forward From Preceding Year	\$ -
Prior Expenditures Recovered	\$ -
TOTAL RECEIPTS	\$ 5,022,224.40
TOTAL RECEIPTS AND BALANCE	\$ 5,963,558.87
Warrants of Year in Caption	\$ 5,043,637.11
Interest Paid Thereon	\$ -
TOTAL DISBURSEMENTS	\$ 5,043,637.11
CASH BALANCE JUNE 30, 2017	\$ 919,921.76
Reserve for Warrants Outstanding	\$ -
Reserve for Interest on Warrants	\$ -
Reserves From Schedule 8	\$ 157,407.68
TOTAL LIABILITES AND RESERVE	\$ 157,407.68
DEFICIT: (Red Figure)	\$ -
CASH BALANCE FORWARD TO SUCCEEDING YEAR	\$ 762,514.08

Schedule 6, General Fund Warrant Account of Current and All Prior Years	
CURRENT AND ALL PRIOR YEARS	TOTAL
Warrants Outstanding 6-30-2016 of Year in Caption	\$ -
Warrants Registered During Year	\$ 5,043,637.11
TOTAL	\$ 5,043,637.11
Warrants Paid During Year	\$ 5,043,637.11
Warrants Converted to Bonds or Judgements	\$ -
Warrants Cancelled	\$ -
Warrants Estopped by Statute	\$ -
TOTAL WARRANTS RETIRED	\$ 5,043,637.11
BALANCE WARRANTS OUTSTANDING JUNE 30, 2017	\$ -

Schedule 7, 2016 Ad Valorem Tax Account			
2016 Net Valuation Certified To County Excise Board	366,397,109.00	10.330 Mills	Amount
Total Proceeds of Levy as Certified			\$ 3,762,192.06
Additions:			\$ -
Deductions:			\$ -
Gross Balance Tax			\$ 3,762,192.06
Less Reserve for Delinquent Tax			\$ -
Reserve for Protest Pending			\$ -
Balance Available Tax			\$ 3,762,192.06
Deduct 2016 Tax Apportioned			\$ 3,762,192.06
Net Balance 2016 Tax in Process of Collection or			\$ -
Excess Collections			\$ -

GENERAL FUND ACCOUNTS COVERING THE PERIOD JULY 1, 2016, to JUNE 30, 2017
ESTIMATE OF NEEDS FOR 2017-2018

EXHIBIT "A"

4a

Schedule 8(a), Report Of Prior Year's Expenditures				
DEPARTMENTS OF GOVERNMENT APPROPRIATED ACCOUNTS	FISCAL YEAR ENDING JUNE 30, 2016			ORIGINAL APPROPRIATIONS
	RESERVES	WARRANTS	BALANCE	
	6-30-2016	SINCE ISSUED	LAPSED APPROPRIATIONS	
01 DISTRICT ATTORNEY - STATE:				
01a Personal Services	\$ -	\$ -	\$ -	\$ -
01b Part Time Help	\$ -	\$ -	\$ -	\$ -
01c Travel	\$ -	\$ -	\$ -	\$ -
01d Maintenance and Operation	\$ -	\$ -	\$ -	\$ -
01e Capital Outlay	\$ -	\$ -	\$ -	\$ -
01f Intergovernmental	\$ -	\$ -	\$ -	\$ -
01g Other-	\$ -	\$ -	\$ -	\$ -
01 Total	\$ -	\$ -	\$ -	\$ -
02 DISTRICT ATTORNEY - COUNTY:				
02a Personal Services	\$ -	\$ -	\$ -	\$ -
02b Part Time Help	\$ -	\$ -	\$ -	\$ -
02c Travel	\$ -	\$ -	\$ -	\$ -
02d Maintenance and Operation	\$ -	\$ -	\$ -	\$ -
02e Capital Outlay	\$ -	\$ -	\$ -	\$ -
02f Intergovernmental	\$ -	\$ -	\$ -	\$ -
02g Law Library	\$ -	\$ -	\$ -	\$ -
02h Other-	\$ -	\$ -	\$ -	\$ -
02 Total	\$ -	\$ -	\$ -	\$ -
04 COUNTY SHERIFF:				
04a Personal Services	\$ -	\$ -	\$ -	\$ 589,484.25
04b Part Time Help	\$ -	\$ -	\$ -	\$ -
04c Travel	\$ -	\$ -	\$ -	\$ 8,000.00
04d Maintenance and Operation	\$ -	\$ -	\$ -	\$ 100,000.00
04e Capital Outlay	\$ 8,899.71	\$ 8,899.71	\$ -	\$ 3,000.00
04f Intergovernmental	\$ -	\$ -	\$ -	\$ -
04g Inmate Feeding	\$ -	\$ -	\$ -	\$ 20,000.00
04h Lease Payments	\$ -	\$ -	\$ -	\$ -
04i Other -Jailers	\$ -	\$ -	\$ -	\$ 282,473.60
04 Total	\$ 8,899.71	\$ 8,899.71	\$ -	\$ 1,002,957.85
06 COUNTY TREASURER:				
06a Personal Services	\$ -	\$ -	\$ -	\$ 221,222.64
06b Part Time Help	\$ -	\$ -	\$ -	\$ -
06c Travel	\$ -	\$ -	\$ -	\$ 5,200.00
06d Maintenance and Operation	\$ -	\$ -	\$ -	\$ 20,000.00
06e Capital Outlay	\$ -	\$ -	\$ -	\$ 5,000.00
06f Intergovernmental	\$ -	\$ -	\$ -	\$ -
06g Other -	\$ -	\$ -	\$ -	\$ -
06 Total	\$ -	\$ -	\$ -	\$ 251,422.64
08 COUNTY COMMISSIONERS:				
08a Personal Services	\$ -	\$ -	\$ -	\$ 262,792.51
08b Part Time Help	\$ -	\$ -	\$ -	\$ -
08c Travel	\$ -	\$ -	\$ -	\$ -
08d Maintenance and Operation	\$ 132.03	\$ 132.03	\$ -	\$ 6,673.00
08e Capital Outlay	\$ -	\$ -	\$ -	\$ 700.00
08f Intergovernmental	\$ -	\$ -	\$ -	\$ -
08g Other -	\$ -	\$ -	\$ -	\$ -
08 Total	\$ 132.03	\$ 132.03	\$ -	\$ 270,165.51

GENERAL FUND ACCOUNTS COVERING THE PERIOD JULY 1, 2016, to JUNE 30, 2017
ESTIMATE OF NEEDS FOR 2017-2018

EXHIBIT "A"

4b

Schedule 8(b), Report Of Prior Year's Expenditures				
DEPARTMENTS OF GOVERNMENT APPROPRIATED ACCOUNTS	FISCAL YEAR ENDING JUNE 30, 2016			ORIGINAL APPROPRIATIONS
	RESERVES	WARRANTS	BALANCE	
	6-30-2016	SINCE ISSUED	LAPSED APPROPRIATIONS	
09 COUNTY COMMISSIONERS O.S.U. EXTENSION:				
09a Personal Services	\$ -	\$ -	\$ -	\$ 208,284.00
09b Part Time Help	\$ -	\$ -	\$ -	\$ -
09c Travel	\$ 1,771.22	\$ 1,771.22	\$ -	\$ 23,000.00
09d Maintenance and Operation	\$ 8,835.95	\$ 8,835.95	\$ -	\$ 25,000.00
09e Capital Outlay	\$ 9,620.90	\$ 9,620.90	\$ -	\$ 4,500.00
09f Intergovernmental	\$ -	\$ -	\$ -	\$ -
09g Other -	\$ -	\$ -	\$ -	\$ -
09 Total	\$ 20,228.07	\$ 20,228.07	\$ -	\$ 260,784.00
10 COUNTY CLERK:				
10a Personal Services	\$ -	\$ -	\$ -	\$ 319,197.23
10b Part Time Help	\$ -	\$ -	\$ -	\$ -
10c Travel	\$ -	\$ -	\$ -	\$ 7,000.00
10d Maintenance and Operation	\$ 10,741.66	\$ 10,741.66	\$ -	\$ 80,000.00
10e Capital Outlay	\$ 6,224.45	\$ 6,224.45	\$ -	\$ 75,000.00
10f Intergovernmental	\$ -	\$ -	\$ -	\$ -
10g Lien Fees	\$ -	\$ -	\$ -	\$ -
010h Other -	\$ -	\$ -	\$ -	\$ -
10 Total	\$ 16,966.11	\$ 16,966.11	\$ -	\$ 481,197.23
14 COURT CLERK:				
14a Personal Services	\$ -	\$ -	\$ -	\$ 246,356.85
14b Part Time Help	\$ -	\$ -	\$ -	\$ -
14c Travel	\$ -	\$ -	\$ -	\$ 7,000.00
14d Maintenance and Operation	\$ 356.00	\$ 356.00	\$ -	\$ -
14e Capital Outlay	\$ -	\$ -	\$ -	\$ -
14f Intergovernmental	\$ -	\$ -	\$ -	\$ -
14g Other -	\$ -	\$ -	\$ -	\$ -
14 Total	\$ 356.00	\$ 356.00	\$ -	\$ 253,356.85
16 COUNTY ASSESSOR:				
16a Personal Services	\$ -	\$ -	\$ -	\$ 280,589.55
16b Part Time Help	\$ -	\$ -	\$ -	\$ -
16c Travel	\$ 235.32	\$ 235.32	\$ -	\$ 12,500.00
16d Maintenance and Operation	\$ 7,609.14	\$ 7,609.14	\$ -	\$ 16,000.00
16e Capital Outlay	\$ -	\$ -	\$ -	\$ 1.00
16f Intergovernmental	\$ -	\$ -	\$ -	\$ -
16g Other -	\$ -	\$ -	\$ -	\$ -
16h Other -	\$ -	\$ -	\$ -	\$ -
16 Total	\$ 7,844.46	\$ 7,844.46	\$ -	\$ 309,090.55
17 REVALUATION OF REAL PROPERTY:				
17a Personal Services	\$ -	\$ -	\$ -	\$ 356,557.43
17b Part Time Help	\$ -	\$ -	\$ -	\$ 16,147.50
17c Travel	\$ 4,106.50	\$ 4,106.50	\$ -	\$ 40,000.00
17d Maintenance and Operation	\$ 6,650.24	\$ 6,650.24	\$ -	\$ 13,000.00
17e Capital Outlay	\$ -	\$ -	\$ -	\$ 1.00
17f Intergovernmental	\$ -	\$ -	\$ -	\$ -
17g Other -	\$ -	\$ -	\$ -	\$ 50,165.50
17h Other -	\$ -	\$ -	\$ -	\$ 122,349.56
17 Total	\$ 10,756.74	\$ 10,756.74	\$ -	\$ 598,220.99

GENERAL FUND ACCOUNTS COVERING THE PERIOD JULY 1, 2016, to JUNE 30, 2017
ESTIMATE OF NEEDS FOR 2017-2018

Governmental Budget Accounts							
FISCAL YEAR ENDING JUNE 30, 2017						FISCAL YEAR 2017-2018	
SUPPLEMENTAL ADJUSTMENTS		NET AMOUNT OF APPROPRIATIONS	WARRANTS ISSUED	RESERVES	LAPSED BALANCE KNOWN TO BE UNENCUMBERED	NEEDS AS ESTIMATED BY GOVERNING BOARD	APPROVED BY COUNTY EXCISE BOARD
ADDED	CANCELLED						
\$ -	\$ 10,887.00	\$ 197,397.00	\$ 182,397.00	\$ -	\$ 15,000.00	\$ 217,572.00	\$ 217,572.00
\$ -	\$ -	\$ -	\$ -	\$ -	\$ -	\$ -	\$ -
\$ -	\$ 4,971.10	\$ 18,028.90	\$ 16,162.77	\$ 1,835.32	\$ 30.81	\$ 20,000.00	\$ 20,000.00
\$ 2,836.37	\$ -	\$ 27,836.37	\$ 17,466.90	\$ 10,330.98	\$ 38.49	\$ 25,000.00	\$ 25,000.00
\$ 13,137.56	\$ -	\$ 17,637.56	\$ 10,465.29	\$ 7,172.27	\$ -	\$ 4,500.00	\$ 4,500.00
\$ -	\$ -	\$ -	\$ -	\$ -	\$ -	\$ -	\$ -
\$ -	\$ -	\$ -	\$ -	\$ -	\$ -	\$ -	\$ -
\$ 15,973.93	\$ 15,858.10	\$ 260,899.83	\$ 226,491.96	\$ 19,338.57	\$ 15,069.30	\$ 267,072.00	\$ 267,072.00
\$ 85.20	\$ -	\$ 319,282.43	\$ 318,702.42	\$ -	\$ 580.01	\$ 328,240.47	\$ 319,197.23
\$ -	\$ -	\$ -	\$ -	\$ -	\$ -	\$ -	\$ -
\$ -	\$ -	\$ 7,000.00	\$ 6,341.76	\$ -	\$ 658.24	\$ 7,000.00	\$ 7,000.00
\$ 32.80	\$ -	\$ 80,032.80	\$ 56,376.62	\$ 10,006.12	\$ 13,650.06	\$ 80,000.00	\$ 80,000.00
\$ -	\$ -	\$ 75,000.00	\$ 64,747.01	\$ 419.31	\$ 9,833.68	\$ 10,000.00	\$ 3,000.00
\$ -	\$ -	\$ -	\$ -	\$ -	\$ -	\$ -	\$ -
\$ -	\$ -	\$ -	\$ -	\$ -	\$ -	\$ -	\$ -
\$ -	\$ -	\$ -	\$ -	\$ -	\$ -	\$ -	\$ -
\$ 118.00	\$ -	\$ 481,315.23	\$ 446,167.81	\$ 10,425.43	\$ 24,721.99	\$ 425,240.47	\$ 409,197.23
\$ -	\$ -	\$ 246,356.85	\$ 245,832.75	\$ -	\$ 524.10	\$ 288,340.74	\$ 246,356.85
\$ -	\$ -	\$ -	\$ -	\$ -	\$ -	\$ -	\$ -
\$ -	\$ -	\$ 7,000.00	\$ 6,280.14	\$ 504.00	\$ 215.86	\$ 7,000.00	\$ 7,000.00
\$ -	\$ -	\$ -	\$ -	\$ -	\$ -	\$ -	\$ -
\$ -	\$ -	\$ -	\$ -	\$ -	\$ -	\$ -	\$ -
\$ -	\$ -	\$ -	\$ -	\$ -	\$ -	\$ -	\$ -
\$ -	\$ -	\$ 253,356.85	\$ 252,112.89	\$ 504.00	\$ 739.96	\$ 295,340.74	\$ 253,356.85
\$ 4,101.58	\$ -	\$ 284,691.13	\$ 284,666.29	\$ -	\$ 24.84	\$ 288,340.35	\$ 280,589.55
\$ -	\$ -	\$ -	\$ -	\$ -	\$ -	\$ -	\$ -
\$ -	\$ 1,341.98	\$ 11,158.02	\$ 11,158.02	\$ -	\$ -	\$ 14,500.00	\$ 13,930.00
\$ 1,341.98	\$ -	\$ 17,341.98	\$ 10,132.09	\$ 7,209.89	\$ -	\$ 17,050.00	\$ 16,000.00
\$ -	\$ -	\$ 1.00	\$ -	\$ -	\$ 1.00	\$ 1.00	\$ 1.00
\$ -	\$ -	\$ -	\$ -	\$ -	\$ -	\$ -	\$ -
\$ -	\$ -	\$ -	\$ -	\$ -	\$ -	\$ -	\$ -
\$ -	\$ -	\$ -	\$ -	\$ -	\$ -	\$ -	\$ -
\$ 5,443.56	\$ 1,341.98	\$ 313,192.13	\$ 305,956.40	\$ 7,209.89	\$ 25.84	\$ 319,891.35	\$ 310,520.55
\$ -	\$ 15,013.36	\$ 341,544.07	\$ 341,544.07	\$ -	\$ -	\$ 368,183.63	\$ 356,557.43
\$ -	\$ 7,419.77	\$ 8,727.73	\$ 8,727.73	\$ -	\$ -	\$ 16,147.50	\$ 16,147.50
\$ -	\$ 7,892.85	\$ 32,107.15	\$ 30,863.15	\$ 1,244.00	\$ -	\$ 40,000.00	\$ 40,000.00
\$ 30,524.34	\$ -	\$ 43,524.34	\$ 12,735.92	\$ 30,788.42	\$ -	\$ 14,050.00	\$ 13,000.00
\$ -	\$ -	\$ 1.00	\$ -	\$ -	\$ 1.00	\$ 1.00	\$ 1.00
\$ -	\$ -	\$ -	\$ -	\$ -	\$ -	\$ -	\$ -
\$ -	\$ -	\$ 50,165.50	\$ 35,000.00	\$ -	\$ 15,165.50	\$ 43,665.50	\$ 43,665.50
\$ -	\$ 122,349.56	\$ -	\$ -	\$ -	\$ -	\$ 132,542.80	\$ 130,824.07
\$ 30,524.34	\$ 152,675.54	\$ 476,069.79	\$ 428,870.87	\$ 32,032.42	\$ 15,166.50	\$ 614,590.43	\$ 600,195.50

GENERAL FUND ACCOUNTS COVERING THE PERIOD JULY 1, 2016, to JUNE 30, 2017
ESTIMATE OF NEEDS FOR 2017-2018

EXHIBIT "A"

4c

Schedule 8(c), Report Of Prior Year's Expenditures				
DEPARTMENTS OF GOVERNMENT APPROPRIATED ACCOUNTS	FISCAL YEAR ENDING JUNE 30, 2016			ORIGINAL APPROPRIATIONS
	RESERVES	WARRANTS	BALANCE	
	6-30-2016	SINCE ISSUED	LAPSED APPROPRIATIONS	
18 JUVENILE SHELTER BUREAU:				
18a Personal Services	\$ -	\$ -	\$ -	\$ -
18b Part Time Help	\$ -	\$ -	\$ -	\$ -
18c Travel	\$ -	\$ -	\$ -	\$ -
18d Maintenance and Operation	\$ -	\$ -	\$ -	\$ -
18e Capital Outlay	\$ -	\$ -	\$ -	\$ -
18f Intergovernmental	\$ -	\$ -	\$ -	\$ -
18g Other -	\$ -	\$ -	\$ -	\$ -
18 Total	\$ -	\$ -	\$ -	\$ -
19 DISTRICT COURT:				
19a Personal Services	\$ -	\$ -	\$ -	\$ -
19b Part Time Help	\$ -	\$ -	\$ -	\$ -
19c Travel	\$ -	\$ -	\$ -	\$ -
19d Maintenance and Operation	\$ -	\$ -	\$ -	\$ -
19e Capital Outlay	\$ -	\$ -	\$ -	\$ -
19f Intergovernmental	\$ -	\$ -	\$ -	\$ -
19g Other -	\$ -	\$ -	\$ -	\$ -
19 Total	\$ -	\$ -	\$ -	\$ -
20 GENERAL GOVERNMENT				
20a Personal Services	\$ -	\$ -	\$ -	\$ 111,873.44
20b Part Time Help	\$ -	\$ -	\$ -	\$ -
20c Travel	\$ -	\$ -	\$ -	\$ -
20d Maintenance and Operation	\$ 11,432.08	\$ 11,432.08	\$ -	\$ 432,031.03
20e Capital Outlay	\$ -	\$ -	\$ -	\$ 50,000.00
20f Intergovernmental	\$ -	\$ -	\$ -	\$ -
20g Other -	\$ -	\$ -	\$ -	\$ 515,000.00
20h Other -	\$ -	\$ -	\$ -	\$ 100,000.00
20i Other -	\$ -	\$ -	\$ -	\$ 425,000.00
20j Other -	\$ -	\$ -	\$ -	\$ 45,000.00
20 Total	\$ 11,432.08	\$ 11,432.08	\$ -	\$ 1,678,904.47
21 EXCISE - EQUALIZATION BOARD:				
21a Personal Services	\$ -	\$ -	\$ -	\$ 7,000.00
21b Part Time Help	\$ -	\$ -	\$ -	\$ -
21c Travel	\$ -	\$ -	\$ -	\$ 3,000.00
21d Maintenance and Operation	\$ -	\$ -	\$ -	\$ 1,000.00
21e Capital Outlay	\$ -	\$ -	\$ -	\$ -
21f Intergovernmental	\$ -	\$ -	\$ -	\$ -
21g Other -	\$ -	\$ -	\$ -	\$ -
21 Total	\$ -	\$ -	\$ -	\$ 11,000.00
22 COUNTY ELECTION EXPENSE:				
22a Personal Services	\$ -	\$ -	\$ -	\$ 123,195.61
22b Part Time Help	\$ -	\$ -	\$ -	\$ 15,000.00
22c Travel	\$ 104.22	\$ 104.22	\$ -	\$ 11,000.00
22d Maintenance and Operation	\$ 8,354.76	\$ 8,354.76	\$ -	\$ 60,000.00
22e Capital Outlay	\$ -	\$ -	\$ -	\$ 1,000.00
22f Intergovernmental	\$ -	\$ -	\$ -	\$ -
22g Other -	\$ -	\$ -	\$ -	\$ -
22 Total	\$ 8,458.98	\$ 8,458.98	\$ -	\$ 210,195.61

GENERAL FUND ACCOUNTS COVERING THE PERIOD JULY 1, 2016, to JUNE 30, 2017
ESTIMATE OF NEEDS FOR 2017-2018

EXHIBIT "A"

4d

Schedule 8(d), Report Of Prior Year's Expenditures				
DEPARTMENTS OF GOVERNMENT APPROPRIATED ACCOUNTS	FISCAL YEAR ENDING JUNE 30, 2016			ORIGINAL APPROPRIATIONS
	RESERVES	WARRANTS	BALANCE	
	6-30-2016	SINCE ISSUED	LAPSED APPROPRIATIONS	
23 INSURANCE - BENEFITS:				
23a Hospital	\$ -	\$ -	\$ -	\$ -
23b Accident	\$ -	\$ -	\$ -	\$ -
23c Life	\$ -	\$ -	\$ -	\$ -
23d Property	\$ -	\$ -	\$ -	\$ -
23e Workmans Compensation	\$ -	\$ -	\$ -	\$ -
23f Unemployment	\$ -	\$ -	\$ -	\$ -
23g Retirement	\$ -	\$ -	\$ -	\$ -
23h Self Insured	\$ -	\$ -	\$ -	\$ -
23i FICA	\$ -	\$ -	\$ -	\$ -
23j Other -	\$ -	\$ -	\$ -	\$ -
23 Total	\$ -	\$ -	\$ -	\$ -
24 COUNTY PURCHASING AGENT:				
24a Personal Services	\$ -	\$ -	\$ -	\$ -
24b Part Time Help	\$ -	\$ -	\$ -	\$ -
24c Travel	\$ -	\$ -	\$ -	\$ -
24d Maintenance and Operation	\$ -	\$ -	\$ -	\$ -
24e Capital Outlay	\$ -	\$ -	\$ -	\$ -
24f Intergovernmental	\$ -	\$ -	\$ -	\$ -
24g Other -	\$ -	\$ -	\$ -	\$ -
24 Total	\$ -	\$ -	\$ -	\$ -
25 DATA PROCESSING:				
25a Personal Services	\$ -	\$ -	\$ -	\$ -
25b Part Time Help	\$ -	\$ -	\$ -	\$ -
25c Travel	\$ -	\$ -	\$ -	\$ -
25d Maintenance and Operation	\$ -	\$ -	\$ -	\$ -
25e Capital Outlay	\$ -	\$ -	\$ -	\$ -
25f Intergovernmental	\$ -	\$ -	\$ -	\$ -
25g Other -	\$ -	\$ -	\$ -	\$ -
25 Total	\$ -	\$ -	\$ -	\$ -
26 COUNTY SUPT. OF HEALTH				
26a Personal Services	\$ -	\$ -	\$ -	\$ -
26b Part Time Help	\$ -	\$ -	\$ -	\$ -
26c Travel	\$ -	\$ -	\$ -	\$ -
26d Maintenance and Operation	\$ -	\$ -	\$ -	\$ -
26e Capital Outlay	\$ -	\$ -	\$ -	\$ -
26f Intergovernmental	\$ -	\$ -	\$ -	\$ -
26g Other -	\$ -	\$ -	\$ -	\$ -
26 Total	\$ -	\$ -	\$ -	\$ -
27 WELFARE AGENCIES:				
27a Personal Services	\$ -	\$ -	\$ -	\$ -
27b Part Time Help	\$ -	\$ -	\$ -	\$ -
27c Travel	\$ -	\$ -	\$ -	\$ -
27d Maintenance and Operation	\$ -	\$ -	\$ -	\$ -
27e Capital Outlay	\$ -	\$ -	\$ -	\$ -
27f Intergovernmental	\$ -	\$ -	\$ -	\$ -
27g Other -	\$ -	\$ -	\$ -	\$ -
27 Total	\$ -	\$ -	\$ -	\$ -

GENERAL FUND ACCOUNTS COVERING THE PERIOD JULY 1, 2016, to JUNE 30, 2017
ESTIMATE OF NEEDS FOR 2017-2018

EXHIBIT "A"

4e

Schedule 8(e), Report Of Prior Year's Expenditures				
DEPARTMENTS OF GOVERNMENT APPROPRIATED ACCOUNTS	FISCAL YEAR ENDING JUNE 30, 2016			ORIGINAL APPROPRIATIONS
	RESERVES	WARRANTS	BALANCE	
	6-30-2016	SINCE ISSUED	LAPSED APPROPRIATIONS	
28 CHARITY:				
28a Personal Services	\$ -	\$ -	\$ -	\$ -
28b Part Time Help	\$ -	\$ -	\$ -	\$ -
28c Travel	\$ -	\$ -	\$ -	\$ -
28d Maintenance and Operation	\$ -	\$ -	\$ -	\$ 1,000.00
28e Capital Outlay	\$ -	\$ -	\$ -	\$ -
28f Intergovernmental	\$ -	\$ -	\$ -	\$ -
28g Other -	\$ -	\$ -	\$ -	\$ -
28 Total	\$ -	\$ -	\$ -	\$ 1,000.00
29 FIRE FIGHTING SERVICES:				
29a Personal Services	\$ -	\$ -	\$ -	\$ -
29b Part Time Help	\$ -	\$ -	\$ -	\$ -
29c Travel	\$ -	\$ -	\$ -	\$ -
29d Maintenance and Operation	\$ -	\$ -	\$ -	\$ -
29e Capital Outlay	\$ -	\$ -	\$ -	\$ -
29f Intergovernmental	\$ -	\$ -	\$ -	\$ -
29g Equipment Lease Rentals	\$ -	\$ -	\$ -	\$ -
29h Other -	\$ -	\$ -	\$ -	\$ -
29i Other -	\$ -	\$ -	\$ -	\$ -
29 Total	\$ -	\$ -	\$ -	\$ -
30 RECORDING ACCOUNT:				
30a Personal Services	\$ -	\$ -	\$ -	\$ -
30b Part Time Help	\$ -	\$ -	\$ -	\$ -
30c Travel	\$ -	\$ -	\$ -	\$ -
30d Maintenance and Operation	\$ -	\$ -	\$ -	\$ -
30e Capital Outlay	\$ -	\$ -	\$ -	\$ -
30f Intergovernmental	\$ -	\$ -	\$ -	\$ -
30g Other -	\$ -	\$ -	\$ -	\$ -
30 Total	\$ -	\$ -	\$ -	\$ -
31 COUNTY ENGINEER:				
31a Personal Services	\$ -	\$ -	\$ -	\$ -
31b Part Time Help	\$ -	\$ -	\$ -	\$ -
31c Travel	\$ -	\$ -	\$ -	\$ -
31d Maintenance and Operation	\$ -	\$ -	\$ -	\$ -
31e Capital Outlay	\$ -	\$ -	\$ -	\$ -
31f Intergovernmental	\$ -	\$ -	\$ -	\$ -
31g Other -	\$ -	\$ -	\$ -	\$ -
31h Other -	\$ -	\$ -	\$ -	\$ -
31 Total	\$ -	\$ -	\$ -	\$ -
32 LIBRARY:				
32a Personal Services	\$ -	\$ -	\$ -	\$ -
32b Part Time Help	\$ -	\$ -	\$ -	\$ -
32c Travel	\$ -	\$ -	\$ -	\$ -
32d Maintenance and Operation	\$ -	\$ -	\$ -	\$ -
32e Capital Outlay	\$ -	\$ -	\$ -	\$ -
32f Intergovernmental	\$ -	\$ -	\$ -	\$ -
32g Other -	\$ -	\$ -	\$ -	\$ -
32 Total	\$ -	\$ -	\$ -	\$ -

GENERAL FUND ACCOUNTS COVERING THE PERIOD JULY 1, 2016, to JUNE 30, 2017
ESTIMATE OF NEEDS FOR 2017-2018

EXHIBIT "A"

4f

Schedule 8(f), Report Of Prior Year's Expenditures				
DEPARTMENTS OF GOVERNMENT APPROPRIATED ACCOUNTS	FISCAL YEAR ENDING JUNE 30, 2016			ORIGINAL APPROPRIATIONS
	RESERVES	WARRANTS	BALANCE	
	6-30-2016	SINCE ISSUED	LAPSED APPROPRIATIONS	
33 PUBLIC DEFENDER:				
33a Personal Services	\$ -	\$ -	\$ -	\$ -
33b Part Time Help	\$ -	\$ -	\$ -	\$ -
33c Travel	\$ -	\$ -	\$ -	\$ -
33d Maintenance and Operation	\$ -	\$ -	\$ -	\$ -
33e Capital Outlay	\$ -	\$ -	\$ -	\$ -
33f Intergovernmental	\$ -	\$ -	\$ -	\$ -
33g Other -	\$ -	\$ -	\$ -	\$ -
33h Other -	\$ -	\$ -	\$ -	\$ -
33 Total	\$ -	\$ -	\$ -	\$ -
34 CIVIL DEFENSE:				
34a Personal Services	\$ -	\$ -	\$ -	\$ 119,528.16
34b Part Time Help	\$ -	\$ -	\$ -	\$ -
34c Travel	\$ -	\$ -	\$ -	\$ 500.00
34d Maintenance and Operation	\$ 2,092.48	\$ 2,092.48	\$ -	\$ 18,000.00
34e Capital Outlay	\$ -	\$ -	\$ -	\$ 6,000.00
34f Intergovernmental	\$ -	\$ -	\$ -	\$ -
34g Other -	\$ -	\$ -	\$ -	\$ -
34 Total	\$ 2,092.48	\$ 2,092.48	\$ -	\$ 144,028.16
36 SOLID WASTE:				
36a Personal Services	\$ -	\$ -	\$ -	\$ -
36b Part Time Help	\$ -	\$ -	\$ -	\$ -
36c Travel	\$ -	\$ -	\$ -	\$ -
36d Maintenance and Operation	\$ -	\$ -	\$ -	\$ -
36e Capital Outlay	\$ -	\$ -	\$ -	\$ -
36f Intergovernmental	\$ -	\$ -	\$ -	\$ -
36g Other -	\$ -	\$ -	\$ -	\$ -
36h Other -	\$ -	\$ -	\$ -	\$ -
36 Total	\$ -	\$ -	\$ -	\$ -
38 SOIL CONSERVATION DISTRICT:				
38a Personal Services	\$ -	\$ -	\$ -	\$ -
38b Part Time Help	\$ -	\$ -	\$ -	\$ -
38c Travel	\$ -	\$ -	\$ -	\$ -
38d Maintenance and Operation	\$ -	\$ -	\$ -	\$ -
38e Capital Outlay	\$ -	\$ -	\$ -	\$ -
38f Intergovernmental	\$ -	\$ -	\$ -	\$ -
38g Other -	\$ -	\$ -	\$ -	\$ -
38h Other -	\$ -	\$ -	\$ -	\$ -
38 Total	\$ -	\$ -	\$ -	\$ -
40 REWARD FUND:				
40a Personal Services	\$ -	\$ -	\$ -	\$ -
40b Part Time Help	\$ -	\$ -	\$ -	\$ -
40c Travel	\$ -	\$ -	\$ -	\$ -
40d Maintenance and Operation	\$ -	\$ -	\$ -	\$ -
40e Capital Outlay	\$ -	\$ -	\$ -	\$ -
40f Intergovernmental	\$ -	\$ -	\$ -	\$ -
40g Other -	\$ -	\$ -	\$ -	\$ -
40 Total	\$ -	\$ -	\$ -	\$ -

GENERAL FUND ACCOUNTS COVERING THE PERIOD JULY 1, 2016, to JUNE 30, 2017
ESTIMATE OF NEEDS FOR 2017-2018

EXHIBIT "A"

4g

Schedule 8(g), Report Of Prior Year's Expenditures				
DEPARTMENTS OF GOVERNMENT APPROPRIATED ACCOUNTS	FISCAL YEAR ENDING JUNE 30, 2016			ORIGINAL APPROPRIATIONS
	RESERVES	WARRANTS	BALANCE	
	6-30-2016	SINCE ISSUED	LAPSED APPROPRIATIONS	
60 JUVEN DET				
60a Personal Services	\$ -	\$ -	\$ -	\$ -
60b Part Time Help	\$ -	\$ -	\$ -	\$ -
60c Travel	\$ -	\$ -	\$ -	\$ -
60d Maintenance and Operation	\$ -	\$ -	\$ -	\$ 15,000.00
60e Capital Outlay	\$ -	\$ -	\$ -	\$ -
60f Intergovernmental	\$ -	\$ -	\$ -	\$ -
60g Other -	\$ -	\$ -	\$ -	\$ -
60h Other -	\$ -	\$ -	\$ -	\$ -
60 Total	\$ -	\$ -	\$ -	\$ 15,000.00
61 SR CITIZENS				
61a Personal Services	\$ -	\$ -	\$ -	\$ -
61b Part Time Help	\$ -	\$ -	\$ -	\$ -
61c Travel	\$ -	\$ -	\$ -	\$ -
61d Maintenance and Operation	\$ -	\$ -	\$ -	\$ 3,000.00
61e Capital Outlay	\$ -	\$ -	\$ -	\$ -
61f Intergovernmental	\$ -	\$ -	\$ -	\$ -
61g Other -	\$ -	\$ -	\$ -	\$ -
61h Other -	\$ -	\$ -	\$ -	\$ -
61 Total	\$ -	\$ -	\$ -	\$ 3,000.00
62 KEDDO				
62a Personal Services	\$ -	\$ -	\$ -	\$ -
62b Part Time Help	\$ -	\$ -	\$ -	\$ -
62c Travel	\$ -	\$ -	\$ -	\$ -
62d Maintenance and Operation	\$ -	\$ -	\$ -	\$ 1,596.00
62e Capital Outlay	\$ -	\$ -	\$ -	\$ -
62f Intergovernmental	\$ -	\$ -	\$ -	\$ -
62g Other -	\$ -	\$ -	\$ -	\$ -
62h Other -	\$ -	\$ -	\$ -	\$ -
62 Total	\$ -	\$ -	\$ -	\$ 1,596.00
63 EXPO				
63a Personal Services	\$ -	\$ -	\$ -	\$ -
63b Part Time Help	\$ -	\$ -	\$ -	\$ -
63c Travel	\$ -	\$ -	\$ -	\$ -
63d Maintenance and Operation	\$ 15,000.00	\$ 15,000.00	\$ -	\$ 10,000.00
63e Capital Outlay	\$ -	\$ -	\$ -	\$ -
63f Intergovernmental	\$ -	\$ -	\$ -	\$ -
63g Other -	\$ -	\$ -	\$ -	\$ -
63 Total	\$ 15,000.00	\$ 15,000.00	\$ -	\$ 10,000.00
64				
64a Personal Services	\$ -	\$ -	\$ -	\$ -
64b Part Time Help	\$ -	\$ -	\$ -	\$ -
64c Travel	\$ -	\$ -	\$ -	\$ -
64d Maintenance and Operation	\$ -	\$ -	\$ -	\$ -
64e Capital Outlay	\$ -	\$ -	\$ -	\$ -
64f Intergovernmental	\$ -	\$ -	\$ -	\$ -
64g Other -	\$ -	\$ -	\$ -	\$ -
64 Total	\$ -	\$ -	\$ -	\$ -

GENERAL FUND ACCOUNTS COVERING THE PERIOD JULY 1, 2016, to JUNE 30, 2017
ESTIMATE OF NEEDS FOR 2017-2018

EXHIBIT "A"

4h

Schedule 8(h), Report Of Prior Year's Expenditures				
DEPARTMENTS OF GOVERNMENT APPROPRIATED ACCOUNTS	FISCAL YEAR ENDING JUNE 30, 2016			ORIGINAL APPROPRIATIONS
	RESERVES	WARRANTS	BALANCE	
	6-30-2016	SINCE ISSUED	LAPSED APPROPRIATIONS	
65-CEMETERY				
65a Personal Services	\$ -	\$ -	\$ -	\$ -
65b Part Time Help	\$ -	\$ -	\$ -	\$ -
65c Travel	\$ -	\$ -	\$ -	\$ -
65d Maintenance and Operation	\$ -	\$ -	\$ -	\$ -
65e Capital Outlay	\$ -	\$ -	\$ -	\$ -
65f Intergovernmental	\$ -	\$ -	\$ -	\$ -
65g Other -	\$ -	\$ -	\$ -	\$ -
65h Other -	\$ -	\$ -	\$ -	\$ -
65 Total	\$ -	\$ -	\$ -	\$ -
66 FLOOD PLAIN				
66a Personal Services	\$ -	\$ -	\$ -	\$ 5,216.69
66b Part Time Help	\$ -	\$ -	\$ -	\$ -
66c Travel	\$ 182.02	\$ 182.02	\$ -	\$ 1,000.00
66d Maintenance and Operation	\$ 701.24	\$ 701.24	\$ -	\$ 3,000.00
66e Capital Outlay	\$ -	\$ -	\$ -	\$ 2,000.00
66f Intergovernmental	\$ -	\$ -	\$ -	\$ -
66g Other -	\$ -	\$ -	\$ -	\$ -
66h Other -	\$ -	\$ -	\$ -	\$ -
66 Total	\$ 883.26	\$ 883.26	\$ -	\$ 11,216.69
67				
67a Personal Services	\$ -	\$ -	\$ -	\$ -
67b Part Time Help	\$ -	\$ -	\$ -	\$ -
67c Travel	\$ -	\$ -	\$ -	\$ -
67d Maintenance and Operation	\$ -	\$ -	\$ -	\$ -
67e Capital Outlay	\$ -	\$ -	\$ -	\$ -
67f Intergovernmental	\$ -	\$ -	\$ -	\$ -
67g Other -	\$ -	\$ -	\$ -	\$ -
67h Other -	\$ -	\$ -	\$ -	\$ -
67 Total	\$ -	\$ -	\$ -	\$ -
68				
68a Personal Services	\$ -	\$ -	\$ -	\$ -
68b Part Time Help	\$ -	\$ -	\$ -	\$ -
68c Travel	\$ -	\$ -	\$ -	\$ -
68d Maintenance and Operation	\$ -	\$ -	\$ -	\$ -
68e Capital Outlay	\$ -	\$ -	\$ -	\$ -
68f Intergovernmental	\$ -	\$ -	\$ -	\$ -
68g Other -	\$ -	\$ -	\$ -	\$ -
68 Total	\$ -	\$ -	\$ -	\$ -
69				
69a Personal Services	\$ -	\$ -	\$ -	\$ -
69b Part Time Help	\$ -	\$ -	\$ -	\$ -
69c Travel	\$ -	\$ -	\$ -	\$ -
69d Maintenance and Operation	\$ -	\$ -	\$ -	\$ -
69e Capital Outlay	\$ -	\$ -	\$ -	\$ -
69f Intergovernmental	\$ -	\$ -	\$ -	\$ -
69g Other -	\$ -	\$ -	\$ -	\$ -
69 Total	\$ -	\$ -	\$ -	\$ -

GENERAL FUND ACCOUNTS COVERING THE PERIOD JULY 1, 2016, to JUNE 30, 2017
ESTIMATE OF NEEDS FOR 2017-2018

EXHIBIT "A"

4i

Schedule 8(i), Report Of Prior Year's Expenditures				
DEPARTMENTS OF GOVERNMENT APPROPRIATED ACCOUNTS	FISCAL YEAR ENDING JUNE 30, 2016			ORIGINAL APPROPRIATIONS
	RESERVES	WARRANTS	BALANCE	
	6-30-2016	SINCE ISSUED	LAPSED APPROPRIATIONS	
80 HIGHWAY BUDGET ACCOUNT:				
80a Personal Services	\$ -	\$ -	\$ -	\$ -
80b Part Time Help	\$ -	\$ -	\$ -	\$ -
80c Travel	\$ -	\$ -	\$ -	\$ -
80d Maintenance and Operation	\$ -	\$ -	\$ -	\$ -
80e Capital Outlay	\$ -	\$ -	\$ -	\$ -
80f Intergovernmental	\$ -	\$ -	\$ -	\$ -
80g Other -	\$ -	\$ -	\$ -	\$ -
80h Other -	\$ -	\$ -	\$ -	\$ -
80j Other -	\$ -	\$ -	\$ -	\$ -
80 Total	\$ -	\$ -	\$ -	\$ -
82 COUNTY AUDIT BUDGET ACCOUNT:				
82a Salaries and Expense of Audit and Report	\$ 1,429.28	\$ 1,429.28	\$ -	\$ 47,095.90
82b Intergovernmental	\$ -	\$ -	\$ -	\$ -
82c Other -	\$ -	\$ -	\$ -	\$ -
82 Total	\$ 1,429.28	\$ 1,429.28	\$ -	\$ 47,095.90
83 COUNTY CEMETARY ACCOUNT:				
83a Personal Services	\$ -	\$ -	\$ -	\$ -
83b Part Time Help	\$ -	\$ -	\$ -	\$ -
83c Travel	\$ -	\$ -	\$ -	\$ -
83d Maintenance and Operation	\$ -	\$ -	\$ -	\$ -
83e Capital Outlay	\$ -	\$ -	\$ -	\$ -
83f Intergovernmental	\$ -	\$ -	\$ -	\$ -
83g Other -	\$ -	\$ -	\$ -	\$ -
83h Other -	\$ -	\$ -	\$ -	\$ -
83 Total	\$ -	\$ -	\$ -	\$ -
84 FREE FAIR BUDGET ACCOUNT:				
84a Personal Services	\$ -	\$ -	\$ -	\$ 1,000.00
84b Part Time Help	\$ -	\$ -	\$ -	\$ -
84c Travel	\$ -	\$ -	\$ -	\$ -
84d Maintenance and Operation	\$ -	\$ -	\$ -	\$ 3,000.00
84e Capital Outlay	\$ -	\$ -	\$ -	\$ 14,000.00
84f Intergovernmental	\$ -	\$ -	\$ -	\$ -
84g Premiums and Awards	\$ -	\$ -	\$ -	\$ -
84h Other -	\$ -	\$ -	\$ -	\$ -
84i Other -	\$ -	\$ -	\$ -	\$ -
84 Total	\$ -	\$ -	\$ -	\$ 18,000.00
86 FREE FAIR IMPROVEMENT ACCOUNT:				
86a Personal Services	\$ -	\$ -	\$ -	\$ -
86b Part Time Help	\$ -	\$ -	\$ -	\$ -
86c Travel	\$ -	\$ -	\$ -	\$ -
86d Maintenance and Operation	\$ -	\$ -	\$ -	\$ -
86e Capital Outlay	\$ -	\$ -	\$ -	\$ -
86f Intergovernmental	\$ -	\$ -	\$ -	\$ -
86g Other -	\$ -	\$ -	\$ -	\$ -
86h Other -	\$ -	\$ -	\$ -	\$ -
86 Total	\$ -	\$ -	\$ -	\$ -

GENERAL FUND ACCOUNTS COVERING THE PERIOD JULY 1, 2016, to JUNE 30, 2017
ESTIMATE OF NEEDS FOR 2017-2018

EXHIBIT "A"

4j

Schedule 8(j), Report Of Prior Year's Expenditures				
DEPARTMENTS OF GOVERNMENT APPROPRIATED ACCOUNTS	FISCAL YEAR ENDING JUNE 30, 2016			ORIGINAL APPROPRIATIONS
	RESERVES	WARRANTS	BALANCE	
	6-30-2016	SINCE ISSUED	LAPSED APPROPRIATIONS	
87 LIBRARY BUDGET ACCOUNT:				
87a Personal Services	\$ -	\$ -	\$ -	\$ -
87b Part Time Help	\$ -	\$ -	\$ -	\$ -
87c Travel	\$ -	\$ -	\$ -	\$ -
87d Maintenance and Operation	\$ -	\$ -	\$ -	\$ -
87e Capital Outlay	\$ -	\$ -	\$ -	\$ -
87f Intergovernmental	\$ -	\$ -	\$ -	\$ -
87g Other -	\$ -	\$ -	\$ -	\$ -
87 Total	\$ -	\$ -	\$ -	\$ -
88 PUBLIC HEALTH BUDGET ACCOUNT:				
88a Personal Services	\$ -	\$ -	\$ -	\$ -
88b Part Time Help	\$ -	\$ -	\$ -	\$ -
88c Travel	\$ -	\$ -	\$ -	\$ -
88d Maintenance and Operation	\$ -	\$ -	\$ -	\$ -
88e Capital Outlay	\$ -	\$ -	\$ -	\$ -
88f Intergovernmental	\$ -	\$ -	\$ -	\$ -
88g Other -	\$ -	\$ -	\$ -	\$ -
88h Other -	\$ -	\$ -	\$ -	\$ -
88 Total	\$ -	\$ -	\$ -	\$ -
89 COUNTY HOSPITAL BUDGET ACCOUNT:				
89a Personal Services	\$ -	\$ -	\$ -	\$ -
89b Part Time Help	\$ -	\$ -	\$ -	\$ -
89c Travel	\$ -	\$ -	\$ -	\$ -
89d Maintenance and Operation	\$ -	\$ -	\$ -	\$ -
89e Capital Outlay	\$ -	\$ -	\$ -	\$ -
89f Intergovernmental	\$ -	\$ -	\$ -	\$ -
89g Other -	\$ -	\$ -	\$ -	\$ -
89h Other -	\$ -	\$ -	\$ -	\$ -
89 Total	\$ -	\$ -	\$ -	\$ -
90 CHILD GUIDANCE CLINIC				
90a Personal Services	\$ -	\$ -	\$ -	\$ -
90b Part Time Help	\$ -	\$ -	\$ -	\$ -
90c Travel	\$ -	\$ -	\$ -	\$ -
90d Maintenance and Operation	\$ -	\$ -	\$ -	\$ -
90e Capital Outlay	\$ -	\$ -	\$ -	\$ -
90f Intergovernmental	\$ -	\$ -	\$ -	\$ -
90g Other -	\$ -	\$ -	\$ -	\$ -
90 Total	\$ -	\$ -	\$ -	\$ -
91 TICK ERADICATION ACCOUNT:				
91a Personal Services	\$ -	\$ -	\$ -	\$ -
91b Part Time Help	\$ -	\$ -	\$ -	\$ -
91c Travel	\$ -	\$ -	\$ -	\$ -
91d Maintenance and Operation	\$ -	\$ -	\$ -	\$ -
91e Capital Outlay	\$ -	\$ -	\$ -	\$ -
91f Intergovernmental	\$ -	\$ -	\$ -	\$ -
91g Other -	\$ -	\$ -	\$ -	\$ -
91h Other -	\$ -	\$ -	\$ -	\$ -
91 Total	\$ -	\$ -	\$ -	\$ -

GENERAL FUND ACCOUNTS COVERING THE PERIOD JULY 1, 2016, to JUNE 30, 2017
ESTIMATE OF NEEDS FOR 2017-2018

EXHIBIT "A"

4k

Schedule 8(k), Report Of Prior Year's Expenditures				
DEPARTMENTS OF GOVERNMENT APPROPRIATED ACCOUNTS	FISCAL YEAR ENDING JUNE 30, 2016			ORIGINAL APPROPRIATIONS
	RESERVES	WARRANTS	BALANCE	
	6-30-2016	SINCE ISSUED	LAPSED APPROPRIATIONS	
92 BUILDING MAINTENANCE ACCOUNT:				
92a Personal Services	\$ -	\$ -	\$ -	\$ -
92b Part Time Help	\$ -	\$ -	\$ -	\$ -
92c Travel	\$ -	\$ -	\$ -	\$ -
92d Maintenance and Operation	\$ -	\$ -	\$ -	\$ -
92e Capital Outlay	\$ -	\$ -	\$ -	\$ -
92f Intergovernmental	\$ -	\$ -	\$ -	\$ -
92g Other -	\$ -	\$ -	\$ -	\$ -
92h Other -	\$ -	\$ -	\$ -	\$ -
92j Other -	\$ -	\$ -	\$ -	\$ -
92 Total	\$ -	\$ -	\$ -	\$ -
93				
93a Personal Services	\$ -	\$ -	\$ -	\$ -
93b Part Time Help	\$ -	\$ -	\$ -	\$ -
93c Travel	\$ -	\$ -	\$ -	\$ -
93d Maintenance and Operation	\$ -	\$ -	\$ -	\$ -
93e Capital Outlay	\$ -	\$ -	\$ -	\$ -
93f Intergovernmental	\$ -	\$ -	\$ -	\$ -
93g Other -	\$ -	\$ -	\$ -	\$ -
93h Other -	\$ -	\$ -	\$ -	\$ -
93 Total	\$ -	\$ -	\$ -	\$ -
94				
94a Personal Services	\$ -	\$ -	\$ -	\$ -
94b Part Time Help	\$ -	\$ -	\$ -	\$ -
94c Travel	\$ -	\$ -	\$ -	\$ -
94d Maintenance and Operation	\$ -	\$ -	\$ -	\$ -
94e Capital Outlay	\$ -	\$ -	\$ -	\$ -
94f Intergovernmental	\$ -	\$ -	\$ -	\$ -
94g Other -	\$ -	\$ -	\$ -	\$ -
94h Other -	\$ -	\$ -	\$ -	\$ -
94 Total	\$ -	\$ -	\$ -	\$ -
98 OTHER USE:				
98a Other Deductions	\$ -	\$ -	\$ -	\$ -
98 Total	\$ -	\$ -	\$ -	\$ -
TOTAL GENERAL FUND ACCOUNT	\$ 104,479.20	\$ 104,479.20	\$ -	\$ 5,578,232.45
SUBJECT TO WARRANT ISSUE:				
99 Provision for Interest on Warrants	\$ -	\$ -	\$ -	\$ -
GRAND TOTAL GENERAL FUND	\$ 104,479.20	\$ 104,479.20	\$ -	\$ 5,578,232.45

ESTIMATE OF NEEDS FOR THE FISCAL YEAR
PURPOSE:
Current Expense
Pro rata share of County Assessor's Budget as determined by County Excise Board
(This amount is included in the appropriated account "17 Revaluation of Real Property".)
GRAND TOTAL - General Fund

HIGHWAY FUND ACCOUNTS COVERING THE PERIOD JULY 1, 2016, to JUNE 30, 2017
ESTIMATE OF NEEDS FOR 2017-2018

EXHIBIT "D"

1

Schedule 1, Current Balance Sheet - June 30, 2017	
	Amount
ASSETS:	
Cash Balance June 30, 2017	\$ 2,981,279.15
Investments	\$ -
TOTAL ASSETS	\$ 2,981,279.15
LIABILITIES AND RESERVES:	
Warrants Outstanding	\$ -
Reserve for Interest on Warrants	\$ -
Reserves From Schedule 8	\$ 245,754.51
TOTAL LIABILITIES AND RESERVES	\$ 245,754.51
CASH FUND BALANCE JUNE 30, 2017	\$ 2,735,524.64
TOTAL LIABILITIES, RESERVES AND CASH FUND BALANCE	\$ 2,981,279.15

Schedule 5, Expenditures Highway Fund Cash Accounts of Current and All Prior Years	
CURRENT AND ALL PRIOR YEARS	2016-2017
Cash Balance Reported to Excise Board 6-30-2016	\$ -
Cash Fund Balance Transferred Out	\$ -
Cash Fund Balance Transferred In	\$ 2,493,132.63
Adjusted Cash Balance	\$ 2,493,132.63
Miscellaneous Revenue (Schedule 4)	\$ 6,888,645.87
Cash Fund Balance Forward From Preceding Year	\$ -
Prior Expenditures Recovered	\$ -
TOTAL RECEIPTS	\$ 6,888,645.87
TOTAL RECEIPTS AND BALANCE	\$ 9,381,778.50
Warrants of Year in Caption	\$ 6,400,499.35
Interest Paid Thereon	\$ -
TOTAL DISBURSEMENTS	\$ 6,400,499.35
CASH BALANCE JUNE 30, 2017	\$ 2,981,279.15
Reserve for Warrants Outstanding	\$ -
Reserve for Interest on Warrants	\$ -
Reserves From Schedule 8	\$ 245,754.51
TOTAL LIABILITIES AND RESERVE	\$ 245,754.51
DEFICIT: (Red Figure)	\$ -
CASH BALANCE FORWARD TO SUCCEEDING YEAR	\$ 2,735,524.64

Schedule 6, General Fund Warrant Account of Current and All Prior Years	
CURRENT AND ALL PRIOR YEARS	TOTAL
Warrants Outstanding 6-30-2016 of Year in Caption	\$ -
Warrants Registered During Year	\$ 6,400,499.35
TOTAL	\$ 6,400,499.35
Warrants Paid During Year	\$ 6,400,499.35
Warrants Converted to Bonds or Judgements	\$ -
Warrants Cancelled	\$ -
Warrants Estopped by Statute	\$ -
TOTAL WARRANTS RETIRED	\$ 6,400,499.35
BALANCE WARRANTS OUTSTANDING JUNE 30, 2017	\$ -

HIGHWAY FUND ACCOUNTS COVERING THE PERIOD JULY 1, 2016, to JUNE 30, 2017
ESTIMATE OF NEEDS FOR 2017-2018

Schedule 2, Revenue and Requirements - 2017-2018		
	Detail	Total
REVENUE:		
Cash Balance June 30, 2016	\$ -	
	\$ 3,025,950.12	
Cash Fund Balance Transferred From Prior Years	\$ -	
Miscellaneous Revenue Apportioned	\$ 7,081,495.82	
TOTAL REVENUE		\$ 10,107,445.94
REQUIREMENTS:		
Claims Paid by Warrants Issued & Transfer Fees Apportioned	\$ 6,953,360.83	
Reserves From Schedule 8	\$ 296,800.60	
Interest Paid on Warrants	\$ -	
Reserve for Interest on Warrants	\$ -	
TOTAL REQUIREMENTS		\$ 7,250,161.43
ADD: CASH FUND BALANCE AS PER BALANCE SHEET 6-30-2017		\$ 2,735,524.64
TOTAL REQUIREMENTS AND CASH FUND BALANCE		\$ 9,985,686.07

Schedule 5, (Continued)							
	2015-2016	2014-2015	2013-2014	2012-2013	2011-2012	2010-2011	TOTAL
\$ -	\$ -	\$ -	\$ -	\$ -	\$ -	\$ -	\$ -
\$ -	\$ -	\$ -	\$ -	\$ -	\$ -	\$ -	\$ -
\$ 309,124.31	\$ -	\$ -	\$ -	\$ -	\$ -	\$ -	\$ 2,802,256.94
\$ 309,124.31	\$ -	\$ -	\$ -	\$ -	\$ -	\$ -	\$ 2,802,256.94
\$ -	\$ -	\$ -	\$ -	\$ -	\$ -	\$ -	\$ 6,888,645.87
\$ -	\$ -	\$ -	\$ -	\$ -	\$ -	\$ -	\$ -
\$ -	\$ -	\$ -	\$ -	\$ -	\$ -	\$ -	\$ 6,888,645.87
\$ 309,124.31	\$ -	\$ -	\$ -	\$ -	\$ -	\$ -	\$ 9,690,902.81
\$ 309,124.31	\$ -	\$ -	\$ -	\$ -	\$ -	\$ -	\$ 6,709,623.66
\$ -	\$ -	\$ -	\$ -	\$ -	\$ -	\$ -	\$ -
\$ 309,124.31	\$ -	\$ -	\$ -	\$ -	\$ -	\$ -	\$ 6,709,623.66
\$ -	\$ -	\$ -	\$ -	\$ -	\$ -	\$ -	\$ 2,981,279.15
\$ -	\$ -	\$ -	\$ -	\$ -	\$ -	\$ -	\$ -
\$ -	\$ -	\$ -	\$ -	\$ -	\$ -	\$ -	\$ -
\$ -	\$ -	\$ -	\$ -	\$ -	\$ -	\$ -	\$ 245,754.51
\$ -	\$ -	\$ -	\$ -	\$ -	\$ -	\$ -	\$ 245,754.51
\$ -	\$ -	\$ -	\$ -	\$ -	\$ -	\$ -	\$ -
\$ -	\$ -	\$ -	\$ -	\$ -	\$ -	\$ -	\$ 2,735,524.64

Schedule 6, (Continued)							
	2016-2017	2015-2016	2014-2015	2013-2014	2012-2013	2011-2012	2010-2011
\$ -	\$ -	\$ -	\$ -	\$ -	\$ -	\$ -	\$ -
\$ 6,209,219.68	\$ 191,279.67	\$ -	\$ -	\$ -	\$ -	\$ -	\$ -
\$ 6,209,219.68	\$ 191,279.67	\$ -	\$ -	\$ -	\$ -	\$ -	\$ -
\$ 6,209,219.68	\$ 191,279.67	\$ -	\$ -	\$ -	\$ -	\$ -	\$ -
\$ -	\$ -	\$ -	\$ -	\$ -	\$ -	\$ -	\$ -
\$ -	\$ -	\$ -	\$ -	\$ -	\$ -	\$ -	\$ -
\$ -	\$ -	\$ -	\$ -	\$ -	\$ -	\$ -	\$ -
\$ 6,209,219.68	\$ 191,279.67	\$ -	\$ -	\$ -	\$ -	\$ -	\$ -
\$ -	\$ -	\$ -	\$ -	\$ -	\$ -	\$ -	\$ -

HIGHWAY FUND ACCOUNTS COVERING THE PERIOD JULY 1, 2016, to JUNE 30, 2017
ESTIMATE OF NEEDS FOR 2017-2018

EXHIBIT "D"

2a

Schedule 4, Miscellaneous Revenue		
SOURCE	2016-2017 ACCOUNT	
	AMOUNT ESTIMATED	ACTUALLY COLLECTED
1000 CHARGES FOR SERVICES		
1116 County Engineer Fees	\$ -	\$ -
1118 Other -	\$ -	\$ -
1119 Other -	\$ -	\$ -
1120 Other -	\$ -	\$ -
Total Charges For Services	\$ -	\$ -
INTERGOVERNMENTAL REVENUES:		
2000 INTERGOVERNMENTAL REVENUES - LOCAL SOURCES:		
2118 O.S.U. Extension Reimbursement	\$ -	\$ -
2121 Highway Budget Account Miscellaneous	\$ -	\$ -
2122 Local Participation (Project)	\$ -	\$ -
2123 Other -	\$ -	\$ -
2124 Other -	\$ -	\$ -
Total - Local Sources	\$ -	\$ -
3000 INTERGOVERNMENTAL REVENUES - STATE SOURCES:		
3120 County Sales Tax - OTC	\$ -	\$ -
3121 OTC- (0912) Gross Production Tax For Roads - Unrestricted	\$ -	\$ 1,435,756.40
3122 OTC- (1212) Diesel Fuel T68 Sec 500.7 4B For Roads - Unrestricted	\$ -	\$ -
3123 OTC- (2012) Diesel Fuel T68 Sec 500.7 4D For Roads - Unrestricted	\$ -	\$ -
3124 OTC- (1612) Diesel Fuel - Restricted Road Maintenance - Primary	\$ -	\$ -
3125 OTC- (1112) Diesel Fuel T68 Sec 500.7 4C For Roads - Restricted	\$ -	\$ -
3126 OTC- (1012) Diesel Fuel T68 Sec 500.7 4A For Roads - Unrestricted	\$ -	\$ -
3127 OTC- (0312) Gas Excise T68 Sec 500.6 4D For Roads - Unrestricted	\$ -	\$ 3,865,396.95
3128 OTC- (1412) Gas Excise T68 Sec 500.6 4B For Roads - Unrestricted	\$ -	\$ -
3129 OTC- (2112) Gas Excise T68 Sec 500.6 4E For Roads - Unrestricted	\$ -	\$ -
3130 OTC- (1712) Gas Excise - Restricted Road Maintenance - Primary	\$ -	\$ -
3131 OTC- (0212) Gas Excise T68 Sec 500.6 4C For Roads - Restricted	\$ -	\$ -
3132 OTC- (0112) Gas Excise T68 Sec 500.6 4A For Roads - Unrestricted	\$ -	\$ -
3133 OTC- (0612) Special Fuel Use Tax 1/2¢ For Roads - Unrestricted	\$ -	\$ -
3134 OTC- (0712) Special Fuel .06¢ HB1061 For Roads -Unrestricted	\$ -	\$ -
3135 OTC- (0512) Special Fuel Tax 1¢ HB549 For Roads - Unrestricted	\$ -	\$ -
3136 OTC- (COR) Special Fuel 1/2¢ HB1450 For Roads - Unrestricted	\$ -	\$ -
3137 OTC- (1912) Special Fuel-Restricted Road Maintenance - Primary	\$ -	\$ -
3138 OTC- (0412) Special Fuel Use Tax .065¢ For Roads - Unrestricted	\$ -	\$ -
3139 OTC- (0812) Motor Vehicle Collections For Roads - Unrestricted	\$ -	\$ -
3140 OTC- (1812) Motor Vehicle Collections / County Roads - Restricted	\$ -	\$ -
3141 OTC- (1312) Motor Vehicle Collections / Roads CRIF - Unrestricted	\$ -	\$ -
3142 OTC- () Other -	\$ -	\$ -
3143 OTC- () Other -	\$ -	\$ -
3143 OTC- () Other -	\$ -	\$ -
Sub-Total - OTC	\$ -	\$ 5,301,153.35
3219 State Grants	\$ -	\$ -
3221 Civil Defense Reimbursement	\$ -	\$ -
3222 Emergency Management Reimbursement	\$ -	\$ -
3224 Tick Er Total Miscellaneous Revenue	\$ -	\$ -
3226 State Participation (Project)	\$ -	\$ -
3227 Other -	\$ -	\$ -
3228 Other -	\$ -	\$ -
Total State Sources	\$ -	\$ 5,301,153.35

Continued on page 2b

Monday, September 04, 2017

S.A.&I. Form 2631R97 Entity: Pittsburg County County, 61

SEE INDEPENDENT ACCOUNTANT'S COMPILATION REPORT

HIGHWAY FUND ACCOUNTS COVERING THE PERIOD JULY 1, 2016, to JUNE 30, 2017
ESTIMATE OF NEEDS FOR 2017-2018

EXHIBIT "D"

2b

Schedule 4, Miscellaneous Revenue		
SOURCE	2016-2017 ACCOUNT	
	AMOUNT ESTIMATED	ACTUALLY COLLECTED
Continued from page 2a		
4000 INTERGOVERNMENTAL REVENUES - FEDERAL SOURCES:		
4112 Federal Grants	\$ -	\$ -
4113 J.T.P.A. Salary Reimbursement	\$ -	\$ -
4114 Federal Emergency Management Agency (FEMA)	\$ -	\$ -
4115 Federal Participation (Project)	\$ -	\$ -
4116 Other -	\$ -	\$ -
4117 Other -	\$ -	\$ -
Total Federal Sources	\$ -	\$ -
Grand Total Intergovernmental Revenues	\$ -	\$ 5,301,153.35
5000 MISCELLANEOUS REVENUE:		
5111 Interest on Investments	\$ -	\$ 15,436.38
5112 Rental or Lease of County Property	\$ -	\$ -
5113 Sale of County Property	\$ -	\$ -
5114 Royalty	\$ -	\$ 2,012.35
5116 Insurance Recoveries	\$ -	\$ -
5117 Insurance Reimbursement	\$ -	\$ -
5126 Vending Machine Commissions	\$ -	\$ -
5127 Other Concessions	\$ -	\$ -
5129 Refunds and Reimbursements	\$ -	\$ -
5130 Other -	\$ -	\$ 1,319,789.51
5131 Other -	\$ -	\$ 250,254.28
Total Miscellaneous Revenue	\$ -	\$ 1,587,492.52
6000 NON-REVENUE RECEIPTS:		
6111 Contributions from Other Funds	\$ -	\$ -
Grand Total Highway Fund	\$ -	\$ 6,888,645.87

Schedule 9, Highway Fund Investments						
INVESTED IN	Investments on Hand June 30, 2016	Since Purchased	LIQUIDATIONS		Barred by Court Order	Investments on Hand June 30, 2017
			By Collections of Cost	Amortized Premium		
	\$ -	\$ -	\$ -	\$ -	\$ -	\$ -
	\$ -	\$ -	\$ -	\$ -	\$ -	\$ -
	\$ -	\$ -	\$ -	\$ -	\$ -	\$ -
	\$ -	\$ -	\$ -	\$ -	\$ -	\$ -
	\$ -	\$ -	\$ -	\$ -	\$ -	\$ -
	\$ -	\$ -	\$ -	\$ -	\$ -	\$ -
	\$ -	\$ -	\$ -	\$ -	\$ -	\$ -
	\$ -	\$ -	\$ -	\$ -	\$ -	\$ -
	\$ -	\$ -	\$ -	\$ -	\$ -	\$ -
	\$ -	\$ -	\$ -	\$ -	\$ -	\$ -
TOTAL INVESTMENTS	\$ -	\$ -	\$ -	\$ -	\$ -	\$ -

S.A.&I. Form 2631R97 Entity: Pittsburg County County, 61

Monday, September 04, 2017

HIGHWAY FUND ACCOUNTS COVERING THE PERIOD JULY 1, 2016, to JUNE 30, 2017
ESTIMATE OF NEEDS FOR 2017-2018

2016-2017 ACCOUNT OVER (UNDER)	BASIS AND LIMIT OF ENSUING ESTIMATE	2017-2018 ACCOUNT		
		CHARGEABLE INCOME	ESTIMATED BY GOVERNING BOARD	APPROVED BY EXCISE BOARD
\$ -	90.00%	\$ -	\$ -	\$ -
\$ -	90.00%	\$ -	\$ -	\$ -
\$ -	90.00%	\$ -	\$ -	\$ -
\$ -	90.00%	\$ -	\$ -	\$ -
\$ -	90.00%	\$ -	\$ -	\$ -
\$ -	90.00%	\$ -	\$ -	\$ -
\$ -		\$ -	\$ -	\$ -
\$ 5,301,153.35		\$ -	\$ -	\$ -
\$ 15,436.38	0.00%	\$ -	\$ -	\$ -
\$ -	90.00%	\$ -	\$ -	\$ -
\$ -	90.00%	\$ -	\$ -	\$ -
\$ 2,012.35	0.00%	\$ -	\$ -	\$ -
\$ -	90.00%	\$ -	\$ -	\$ -
\$ -	90.00%	\$ -	\$ -	\$ -
\$ -	90.00%	\$ -	\$ -	\$ -
\$ -	90.00%	\$ -	\$ -	\$ -
\$ -	90.00%	\$ -	\$ -	\$ -
\$ 1,319,789.51	0.00%	\$ -	\$ -	\$ -
\$ 250,254.28	0.00%	\$ -	\$ -	\$ -
\$ 1,587,492.52		\$ -	\$ -	\$ -
\$ -	90.00%	\$ -	\$ -	\$ -
\$ 6,888,645.87		\$ -	\$ -	\$ -

HIGHWAY FUND ACCOUNTS COVERING THE PERIOD JULY 1, 2016, to JUNE 30, 2017
ESTIMATE OF NEEDS FOR 2017-2018

EXHIBIT "D"

3a

Schedule 8(a), Report Of Prior Year's Expenditures				
DEPARTMENTS OF GOVERNMENT APPROPRIATED ACCOUNTS	FISCAL YEAR ENDING JUNE 30, 2016			ORIGINAL APPROPRIATIONS
	RESERVES 6-30-2016	WARRANTS SINCE ISSUED	BALANCE LAPSED APPROPRIATIONS	
87 GENERAL GOVERNMENT ACCOUNT:				
87a Personal Services	\$ -	\$ -	\$ -	\$ -
87b Part Time Help	\$ -	\$ -	\$ -	\$ -
87c Travel	\$ -	\$ -	\$ -	\$ -
87d Maintenance and Operation	\$ -	\$ -	\$ -	\$ -
87e Capital Outlay	\$ -	\$ -	\$ -	\$ -
87f Intergovernmental	\$ -	\$ -	\$ -	\$ -
87g Other -	\$ -	\$ -	\$ -	\$ -
87 Total	\$ -	\$ -	\$ -	\$ -
88 PURCHASING ACCOUNT:				
88a Personal Services	\$ -	\$ -	\$ -	\$ -
88b Part Time Help	\$ -	\$ -	\$ -	\$ -
88c Travel	\$ -	\$ -	\$ -	\$ -
88d Maintenance and Operation	\$ -	\$ -	\$ -	\$ -
88e Capital Outlay	\$ -	\$ -	\$ -	\$ -
88f Intergovernmental	\$ -	\$ -	\$ -	\$ -
88g Other -	\$ -	\$ -	\$ -	\$ -
88h Other -	\$ -	\$ -	\$ -	\$ -
88 Total	\$ -	\$ -	\$ -	\$ -
89 LOCAL PROJECTS HIGHWAY BUDGET ACCOUNT:				
89a Personal Services	\$ -	\$ -	\$ -	\$ -
89b Part Time Help	\$ -	\$ -	\$ -	\$ -
89c Travel	\$ -	\$ -	\$ -	\$ -
89d Maintenance and Operation	\$ 191,279.67	\$ 191,279.67	\$ -	\$ -
89e Capital Outlay	\$ -	\$ -	\$ -	\$ -
89f Intergovernmental	\$ -	\$ -	\$ -	\$ -
89g Other -CIRB	\$ -	\$ -	\$ -	\$ -
89h Other -	\$ -	\$ -	\$ -	\$ -
89 Total	\$ 191,279.67	\$ 191,279.67	\$ -	\$ -
90 FEMA HIGHWAY BUDGET ACCOUNT:				
90a Personal Services	\$ -	\$ -	\$ -	\$ -
90b Part Time Help	\$ -	\$ -	\$ -	\$ -
90c Travel	\$ -	\$ -	\$ -	\$ -
90d Maintenance and Operation	\$ -	\$ -	\$ -	\$ -
90e Capital Outlay	\$ -	\$ -	\$ -	\$ -
90f Intergovernmental	\$ -	\$ -	\$ -	\$ -
90g Other -	\$ -	\$ -	\$ -	\$ -
90 Total	\$ -	\$ -	\$ -	\$ -
91 OTHER HIGHWAY BUDGET ACCOUNT:				
91a Personal Services	\$ -	\$ -	\$ -	\$ -
91b Part Time Help	\$ -	\$ -	\$ -	\$ -
91c Travel	\$ -	\$ -	\$ -	\$ -
91d Maintenance and Operation	\$ -	\$ -	\$ -	\$ -
91e Capital Outlay	\$ -	\$ -	\$ -	\$ -
91f Intergovernmental	\$ -	\$ -	\$ -	\$ -
91g Other -	\$ -	\$ -	\$ -	\$ -
91h Other -	\$ -	\$ -	\$ -	\$ -
91 Total	\$ -	\$ -	\$ -	\$ -

HIGHWAY FUND ACCOUNTS COVERING THE PERIOD JULY 1, 2016, to JUNE 30, 2017
ESTIMATE OF NEEDS FOR 2017-2018

EXHIBIT "D"

3b

Schedule 8(b), Report Of Prior Year's Expenditures				
DEPARTMENTS OF GOVERNMENT APPROPRIATED ACCOUNTS	FISCAL YEAR ENDING JUNE 30, 2016			ORIGINAL APPROPRIATIONS
	RESERVES 6-30-2016	WARRANTS SINCE ISSUED	BALANCE LAPSED APPROPRIATIONS	
92 UNRESTRICTED HIGHWAY BUDGET ACCOUNT:				
92a Personal Services	\$ -	\$ -	\$ -	\$ -
92b Part Time Help	\$ -	\$ -	\$ -	\$ -
92c Travel	\$ -	\$ -	\$ -	\$ -
92d Maintenance and Operation	\$ -	\$ -	\$ -	\$ -
92e Capital Outlay	\$ -	\$ -	\$ -	\$ -
92f Intergovernmental	\$ -	\$ -	\$ -	\$ -
92g Machinery and Equipment Lease Rental	\$ -	\$ -	\$ -	\$ -
92h Other -	\$ -	\$ -	\$ -	\$ -
92j Other -	\$ -	\$ -	\$ -	\$ -
92 Total	\$ -	\$ -	\$ -	\$ -
93 RESTRICTED HIGHWAY BUDGET ACCOUNT:				
93a Personal Services	\$ -	\$ -	\$ -	\$ -
93b Part Time Help	\$ -	\$ -	\$ -	\$ -
93c Travel	\$ -	\$ -	\$ -	\$ -
93d Maintenance and Operation	\$ -	\$ -	\$ -	\$ -
93e Capital Outlay	\$ -	\$ -	\$ -	\$ -
93f Intergovernmental	\$ -	\$ -	\$ -	\$ -
93g Other -	\$ -	\$ -	\$ -	\$ -
93h Other -	\$ -	\$ -	\$ -	\$ -
93 Total	\$ -	\$ -	\$ -	\$ -
94 PRIMARY ROADS HIGHWAY BUDGET ACCOUNT:				
94a Personal Services	\$ -	\$ -	\$ -	\$ -
94b Part Time Help	\$ -	\$ -	\$ -	\$ -
94c Travel	\$ -	\$ -	\$ -	\$ -
94d Maintenance and Operation	\$ -	\$ -	\$ -	\$ -
94e Capital Outlay	\$ -	\$ -	\$ -	\$ -
94f Intergovernmental	\$ -	\$ -	\$ -	\$ -
94g Other -	\$ -	\$ -	\$ -	\$ -
94h Other -	\$ -	\$ -	\$ -	\$ -
94 Total	\$ -	\$ -	\$ -	\$ -
98 OTHER USE:				
98a Other Deductions	\$ -	\$ -	\$ -	\$ -
98 Total	\$ -	\$ -	\$ -	\$ -
TOTAL HIGHWAY FUND ACCOUNT	\$ 191,279.67	\$ 191,279.67	\$ -	\$ -
SUBJECT TO WARRANT ISSUE:				
99 Provision for Interest on Warrants	\$ -	\$ -	\$ -	\$ -
GRAND TOTAL HIGHWAY FUND	\$ 191,279.67	\$ 191,279.67	\$ -	\$ -

ESTIMATE OF NEEDS FOR THE FISCAL YEAR	
PURPOSE:	
Current Expense	
Highway Funds are appropriated monthly. Funds cannot be encumbered until appropriations are made.	
The "Governmental Budget Accounts" for Fiscal Year 2017-2018, are presented for financial forecasting purposes only!	
GRAND TOTAL - CO-OP FUND	

SPECIAL REVENUE FUND ACCOUNTS COVERING THE PERIOD JULY 1, 2016, to JUNE 30, 2017
ESTIMATE OF NEEDS FOR 2017-2018

EXHIBIT "J"

Page 1

Special Revenue Fund Accounts:	Protest Fund	CT Clerk Rev Fund	E-911 Fund
Schedule 1, Detail of Bond and Coupon Indebtedness as of June 30, 2017	2016-2017	2016-2017	2016-2017
CURRENT YEAR	Amount	Amount	Amount
ASSETS:	\$ -		
Cash Balance June 30, 2017	\$ -	\$ 95,127.00	\$ 37,081.51
Investments	\$ -	\$ -	\$ -
TOTAL ASSETS	\$ -	\$ 95,127.00	\$ 37,081.51
LIABILITIES AND RESERVES:			
Warrants Outstanding	\$ -	\$ -	\$ -
Reserve for Interest on Warrants	\$ -	\$ -	\$ -
Reserves From Schedule 8	\$ -	\$ -	\$ -
TOTAL LIABILITIES AND RESERVES	\$ -	\$ -	\$ -
CASH FUND BALANCE JUNE 30, 2017	\$ -	\$ 95,127.00	\$ 37,081.51
TOTAL LIABILITIES, RESERVES AND CASH FUND BALANCE	\$ -	\$ 95,127.00	\$ 37,081.51

Schedule 5, Expenditures Special Revenue Fund Accounts of Current Year	2016-2017	2016-2017	2016-2017
CURRENT YEAR	Amount	Amount	Amount
Cash Balance Reported to Excise Board 6-30-2016	\$ 554.00	\$ 56,208.95	\$ 27,446.45
Cash Fund Balance Transferred Out	\$ -	\$ -	\$ -
Cash Fund Balance Transferred In	\$ -	\$ -	\$ -
Adjusted Cash Balance	\$ 554.00	\$ 56,208.95	\$ 27,446.45
Ad Valorem Tax Apportioned To Year In Caption	\$ -	\$ -	\$ -
Miscellaneous Revenue (Schedule 4)	\$ 8,370.67	\$ 109,081.88	\$ 371,465.58
Cash Fund Balance Forward From Preceding Year	\$ -	\$ -	\$ -
Prior Expenditures Recovered	\$ -	\$ -	\$ -
TOTAL RECEIPTS	\$ 8,370.67	\$ 109,081.88	\$ 371,465.58
TOTAL RECEIPTS AND BALANCE	\$ 8,924.67	\$ 165,290.83	\$ 398,912.03
Warrants of Year in Caption	\$ -	\$ 70,163.83	\$ 361,830.52
Interest Paid Thereon	\$ -	\$ -	\$ -
TOTAL DISBURSEMENTS	\$ -	\$ 70,163.83	\$ 361,830.52
CASH BALANCE JUNE 30, 2017	\$ 8,924.67	\$ 95,127.00	\$ 37,081.51
Reserve for Warrants Outstanding	\$ -	\$ -	\$ -
Reserve for Interest on Warrants	\$ -	\$ -	\$ -
Reserves From Schedule 8	\$ -	\$ -	\$ -
TOTAL LIABILITIES AND RESERVE	\$ -	\$ -	\$ -
DEFICIT: (Red Figure)	\$ -	\$ -	\$ -
CASH FUND BALANCE FORWARD TO SUCCEEDING YEAR	\$ 8,924.67	\$ 95,127.00	\$ 37,081.51

Schedule 6, Special Revenue Fund Warrant Accounts of Current Year	2016-2017	2016-2017	2016-2017
CURRENT YEAR	Amount	Amount	Amount
Warrants Outstanding 6-30-2016 of Year in Caption	\$ -	\$ -	\$ -
Warrants Registered During Year	\$ 8,924.67	\$ 70,163.83	\$ 361,830.52
TOTAL	\$ 8,924.67	\$ 70,163.83	\$ 361,830.52
Warrants Paid During Year	\$ 8,924.67	\$ 70,163.83	\$ 361,830.52
Warrants Converted to Bonds or Judgements	\$ -	\$ -	\$ -
Warrants Cancelled	\$ -	\$ -	\$ -
Warrants Estopped by Statute	\$ -	\$ -	\$ -
TOTAL WARRANTS RETIRED	\$ 8,924.67	\$ 70,163.83	\$ 361,830.52
BALANCE WARRANTS OUTSTANDING JUNE 30, 2017	\$ -	\$ -	\$ -

S.A.&I. Form 2631R97 Entity: Pittsburg County County, 61

Monday, September 04, 2017

SEE INDEPENDENT ACCOUNTANT'S COMPILATION REPORT

SPECIAL REVENUE FUND ACCOUNTS COVERING THE PERIOD JULY 1, 2016, to JUNE 30, 2017
ESTIMATE OF NEEDS FOR 2017-2018

EXHIBIT "I"

1

County Sinking Fund	EMG Manag Fund	Mechanic Lein Fund	MGT Cert Fund	Resale Fund	CO Clerk Lein Fund	Total
2016-2017	2016-2017	2016-2017	2016-2017	2016-2017	2016-2017	
Amount	Amount	Amount	Amount	Amount	Amount	
\$ 18,883.49	\$ 32,689.40	\$ -	\$ 49,262.13	\$ 721,647.04	\$ 223,072.69	\$ 1,177,763.26
\$ -	\$ -	\$ -	\$ -	\$ -	\$ -	\$ -
\$ 18,883.49	\$ 32,689.40	\$ -	\$ 49,262.13	\$ 721,647.04	\$ 223,072.69	\$ 1,177,763.26
\$ -	\$ -	\$ -	\$ -	\$ -	\$ -	\$ -
\$ -	\$ -	\$ -	\$ -	\$ -	\$ -	\$ -
\$ -	\$ -	\$ -	\$ -	\$ -	\$ -	\$ -
\$ 18,883.49	\$ 32,689.40	\$ -	\$ 49,262.13	\$ 721,647.04	\$ 223,072.69	\$ 1,177,763.26
\$ 18,883.49	\$ 32,689.40	\$ -	\$ 49,262.13	\$ 721,647.04	\$ 223,072.69	\$ 1,177,763.26

2016-2017	2016-2017	2016-2017	2016-2017	2016-2017	2016-2017	TOTAL
Amount	Amount	Amount	Amount	Amount	Amount	
\$ 18,883.48	\$ 32,500.99	\$ -	\$ 40,360.29	\$ 599,511.34	\$ 182,881.82	\$ 958,347.32
\$ -	\$ -	\$ -	\$ -	\$ -	\$ -	\$ -
\$ -	\$ -	\$ -	\$ -	\$ -	\$ -	\$ -
\$ 18,883.48	\$ 32,500.99	\$ -	\$ 40,360.29	\$ 599,511.34	\$ 182,881.82	\$ 958,347.32
\$ -	\$ -	\$ -	\$ -	\$ -	\$ -	\$ -
\$ 0.01	\$ 188.41	\$ 2,232.90	\$ 8,906.84	\$ 307,602.78	\$ 40,190.87	\$ 848,039.94
\$ -	\$ -	\$ -	\$ -	\$ -	\$ -	\$ -
\$ -	\$ -	\$ -	\$ -	\$ -	\$ -	\$ -
\$ 0.01	\$ 188.41	\$ 2,232.90	\$ 8,497.17	\$ 307,602.78	\$ 40,190.87	\$ 847,630.27
\$ 18,883.49	\$ 32,689.40	\$ 2,232.90	\$ 48,857.46	\$ 907,114.12	\$ 223,072.69	\$ 1,805,977.59
\$ -	\$ -	\$ 2,232.90	\$ 5.00	\$ 185,467.08	\$ -	\$ 619,699.33
\$ -	\$ -	\$ -	\$ -	\$ -	\$ -	\$ -
\$ -	\$ -	\$ 2,232.90	\$ 5.00	\$ 185,467.08	\$ -	\$ 619,699.33
\$ 18,883.49	\$ 32,689.40	\$ -	\$ 49,262.13	\$ 721,647.04	\$ 223,072.69	\$ 1,186,687.93
\$ -	\$ -	\$ -	\$ -	\$ -	\$ -	\$ -
\$ -	\$ -	\$ -	\$ -	\$ -	\$ -	\$ -
\$ -	\$ -	\$ -	\$ -	\$ -	\$ -	\$ -
\$ -	\$ -	\$ -	\$ -	\$ -	\$ -	\$ -
\$ 18,883.49	\$ 32,689.40	\$ -	\$ 49,262.13	\$ 721,647.04	\$ 223,072.69	\$ 1,186,687.93

2016-2017	2016-2017	2016-2017	2016-2017	2016-2017	2016-2017	TOTAL
Amount	Amount	Amount	Amount	Amount	Amount	
\$ -	\$ -	\$ -	\$ -	\$ -	\$ -	\$ -
\$ -	\$ -	\$ 2,232.90	\$ 5.00	\$ 185,467.08	\$ -	\$ 628,624.00
\$ -	\$ -	\$ 2,232.90	\$ 5.00	\$ 185,467.08	\$ -	\$ 628,624.00
\$ -	\$ -	\$ 2,232.90	\$ 5.00	\$ 185,467.08	\$ -	\$ 628,624.00
\$ -	\$ -	\$ -	\$ -	\$ -	\$ -	\$ -
\$ -	\$ -	\$ -	\$ -	\$ -	\$ -	\$ -
\$ -	\$ -	\$ -	\$ -	\$ -	\$ -	\$ -
\$ -	\$ -	\$ 2,232.90	\$ 5.00	\$ 185,467.08	\$ -	\$ 628,624.00
\$ -	\$ -	\$ -	\$ -	\$ -	\$ -	\$ -

SPECIAL REVENUE FUND ACCOUNTS COVERING THE PERIOD JULY 1, 2016, to JUNE 30, 2017
ESTIMATE OF NEEDS FOR 2017-2018

EXHIBIT "I"

Page 1

Special Revenue Fund Accounts:	Co Assess Fund	Civil Defense Fund	Law Lib Fund
Schedule 1, Detail of Bond and Coupon Indebtedness as of June 30, 2017	2016-2017	2016-2017	2016-2017
CURRENT YEAR	Amount	Amount	Amount
ASSETS:			
Cash Balance June 30, 2017	\$ 17,534.88	\$ 129,207.01	\$ 12,472.13
Investments	\$ -	\$ -	\$ -
TOTAL ASSETS	\$ 17,534.88	\$ 129,207.01	\$ 12,472.13
LIABILITIES AND RESERVES:			
Warrants Outstanding	\$ -	\$ -	\$ -
Reserve for Interest on Warrants	\$ -	\$ -	\$ -
Reserves From Schedule 8	\$ -	\$ 15,575.24	\$ -
TOTAL LIABILITIES AND RESERVES	\$ -	\$ 15,575.24	\$ -
CASH FUND BALANCE JUNE 30, 2017	\$ 17,534.88	\$ 113,631.77	\$ 12,472.13
TOTAL LIABILITIES, RESERVES AND CASH FUND BALANCE	\$ 17,534.88	\$ 129,207.01	\$ 12,472.13

Schedule 5, Expenditures Special Revenue Fund Accounts of Current Year	2016-2017	2016-2017	2016-2017
CURRENT YEAR	Amount	Amount	Amount
Cash Balance Reported to Excise Board 6-30-2016	\$ 23,172.96	\$ 179,828.02	\$ 11,220.44
Cash Fund Balance Transferred Out	\$ -	\$ -	\$ -
Cash Fund Balance Transferred In	\$ -	\$ -	\$ -
Adjusted Cash Balance	\$ 23,172.96	\$ 179,828.02	\$ 11,220.44
Ad Valorem Tax Apportioned To Year In Caption	\$ -	\$ -	\$ -
Miscellaneous Revenue (Schedule 4)	\$ 6,808.53	\$ 88,875.18	\$ 33,025.79
Cash Fund Balance Forward From Preceding Year	\$ -	\$ -	\$ -
Prior Expenditures Recovered	\$ -	\$ -	\$ -
TOTAL RECEIPTS	\$ 6,808.53	\$ 88,875.18	\$ 33,025.79
TOTAL RECEIPTS AND BALANCE	\$ 29,981.49	\$ 268,703.20	\$ 44,246.23
Warrants of Year in Caption	\$ 12,446.61	\$ 139,496.19	\$ 31,774.10
Interest Paid Thereon	\$ -	\$ -	\$ -
TOTAL DISBURSEMENTS	\$ 12,446.61	\$ 139,496.19	\$ 31,774.10
CASH BALANCE JUNE 30, 2017	\$ 17,534.88	\$ 129,207.01	\$ 12,472.13
Reserve for Warrants Outstanding	\$ -	\$ -	\$ -
Reserve for Interest on Warrants	\$ -	\$ -	\$ -
Reserves From Schedule 8	\$ -	\$ 15,575.24	\$ -
TOTAL LIABILITIES AND RESERVE	\$ -	\$ 15,575.24	\$ -
DEFICIT: (Red Figure)	\$ -	\$ -	\$ -
CASH FUND BALANCE FORWARD TO SUCCEEDING YEAR	\$ 17,534.88	\$ 113,631.77	\$ 12,472.13

Schedule 6, Special Revenue Fund Warrant Accounts of Current Year	2016-2017	2016-2017	2016-2017
CURRENT YEAR	Amount	Amount	Amount
Warrants Outstanding 6-30-2016 of Year in Caption	\$ -	\$ -	\$ -
Warrants Registered During Year	\$ 12,446.61	\$ 139,496.19	\$ 31,774.10
TOTAL	\$ 12,446.61	\$ 139,496.19	\$ 31,774.10
Warrants Paid During Year	\$ 12,446.61	\$ 139,496.19	\$ 31,774.10
Warrants Converted to Bonds or Judgements	\$ -	\$ -	\$ -
Warrants Cancelled	\$ -	\$ -	\$ -
Warrants Estopped by Statute	\$ -	\$ -	\$ -
TOTAL WARRANTS RETIRED	\$ 12,446.61	\$ 139,496.19	\$ 31,774.10
BALANCE WARRANTS OUTSTANDING JUNE 30, 2017	\$ -	\$ -	\$ -

Interest Earnings 2016-2017

Monday, September 04, 2017

SEE INDEPENDENT ACCOUNTANT'S COMPILATION REPORT

SPECIAL REVENUE FUND ACCOUNTS COVERING THE PERIOD JULY 1, 2016, to JUNE 30, 2017
ESTIMATE OF NEEDS FOR 2017-2018

EXHIBIT "I"

DHS Fund	Multi Co Lib Fund	RM & P Fund	LEPG Fund	Sher Serv Fee Fund	COE Fund	Total
2016-2017	2016-2017	2016-2017	2016-2017	2016-2017	2016-2017	
Amount	Amount	Amount	Amount	Amount	Amount	Amount
\$ 1,793.48	\$ 6,227.47	\$ 140,674.66	\$ 11,398.46	\$ 97,620.59	\$ 2,930.83	\$ 419,859.51
\$ -	\$ -	\$ -	\$ -	\$ -	\$ -	\$ -
\$ 1,793.48	\$ 6,227.47	\$ 140,674.66	\$ 11,398.46	\$ 97,620.59	\$ 2,930.83	\$ 419,859.51
\$ -	\$ -	\$ -	\$ -	\$ -	\$ -	\$ -
\$ -	\$ -	\$ -	\$ -	\$ -	\$ -	\$ -
\$ -	\$ -	\$ -	\$ -	\$ 15,898.53	\$ -	\$ 31,473.77
\$ -	\$ -	\$ -	\$ -	\$ 15,898.53	\$ -	\$ 31,473.77
\$ 1,793.48	\$ 6,227.47	\$ 140,674.66	\$ 11,398.46	\$ 81,722.06	\$ 2,930.83	\$ 388,385.74
\$ 1,793.48	\$ 6,227.47	\$ 140,674.66	\$ 11,398.46	\$ 97,620.59	\$ 2,930.83	\$ 419,859.51

2016-2017	2016-2017	2016-2017	2016-2017	2016-2017	2016-2017	TOTAL
Amount	Amount	Amount	Amount	Amount	Amount	Amount
\$ 1,793.48	\$ 6,268.53	\$ 123,614.51	\$ 12,298.46	\$ 175,859.18	\$ 3,857.55	\$ 537,913.13
\$ -	\$ -	\$ -	\$ -	\$ -	\$ -	\$ -
\$ -	\$ -	\$ -	\$ -	\$ -	\$ -	\$ -
\$ 1,793.48	\$ 6,268.53	\$ 123,614.51	\$ 12,298.46	\$ 175,859.18	\$ 3,857.55	\$ 537,913.13
\$ -	\$ -	\$ 63,637.00	\$ -	\$ -	\$ -	\$ 63,637.00
\$ -	\$ 1,510,017.59	\$ -	\$ -	\$ 785,555.97	\$ 12,790.90	\$ 2,437,073.96
\$ -	\$ -	\$ -	\$ -	\$ -	\$ -	\$ -
\$ -	\$ 1,510,017.59	\$ 63,637.00	\$ -	\$ 785,555.97	\$ 12,790.90	\$ 2,500,710.96
\$ 1,793.48	\$ 1,516,286.12	\$ 187,251.51	\$ 12,298.46	\$ 961,415.15	\$ 16,648.45	\$ 3,038,624.09
\$ -	\$ 1,510,058.65	\$ 46,576.85	\$ 900.00	\$ 863,794.56	\$ 13,717.62	\$ 2,618,764.58
\$ -	\$ -	\$ -	\$ -	\$ -	\$ -	\$ -
\$ -	\$ 1,510,058.65	\$ 46,576.85	\$ 900.00	\$ 863,794.56	\$ 13,717.62	\$ 2,618,764.58
\$ 1,793.48	\$ 6,227.47	\$ 140,674.66	\$ 11,398.46	\$ 97,620.59	\$ 2,930.83	\$ 419,859.51
\$ -	\$ -	\$ -	\$ -	\$ -	\$ -	\$ -
\$ -	\$ -	\$ -	\$ -	\$ -	\$ -	\$ -
\$ -	\$ -	\$ -	\$ -	\$ -	\$ -	\$ 15,575.24
\$ -	\$ -	\$ -	\$ -	\$ -	\$ -	\$ 15,575.24
\$ -	\$ -	\$ -	\$ -	\$ -	\$ -	\$ -
\$ 1,793.48	\$ 6,227.47	\$ 140,674.66	\$ 11,398.46	\$ 97,620.59	\$ 2,930.83	\$ 404,284.27

2016-2017	2016-2017	2016-2017	2016-2017	2016-2017	2016-2017	TOTAL
Amount	Amount	Amount	Amount	Amount	Amount	Amount
\$ -	\$ -	\$ -	\$ -	\$ -	\$ -	\$ -
\$ -	\$ 1,510,058.65	\$ 46,576.85	\$ 900.00	\$ 863,794.56	\$ 13,717.62	\$ 2,618,764.58
\$ -	\$ 1,510,058.65	\$ 46,576.85	\$ 900.00	\$ 863,794.56	\$ 13,717.62	\$ 2,618,764.58
\$ -	\$ 1,510,058.65	\$ 46,576.85	\$ 900.00	\$ 863,794.56	\$ 13,717.62	\$ 2,618,764.58
\$ -	\$ -	\$ -	\$ -	\$ -	\$ -	\$ -
\$ -	\$ -	\$ -	\$ -	\$ -	\$ -	\$ -
\$ -	\$ 1,510,058.65	\$ 46,576.85	\$ 900.00	\$ 863,794.56	\$ 13,717.62	\$ 2,618,764.58
\$ -	\$ -	\$ -	\$ -	\$ -	\$ -	\$ -

Interest Earnings 2016-2017

SEE INDEPENDENT ACCOUNTANT'S COMPILATION REPORT

Monday, September 04, 2017

SPECIAL REVENUE FUND ACCOUNTS COVERING THE PERIOD JULY 1, 2016, to JUNE 30, 2017
ESTIMATE OF NEEDS FOR 2017-2018

EXHIBIT "J"

Page 1

Special Revenue Fund Accounts:	Sher Comm Fund Fund	Sher Train Fund	FLOOD PLAIN Fund
Schedule 1, Detail of Bond and Coupon Indebtedness as of June 30, 2017	2016-2017	2016-2017	2016-2017
CURRENT YEAR	Amount	Amount	Amount
ASSETS:			
Cash Balance June 30, 2017	\$ 36,443.70	\$ 346.18	\$ 1,597.75
Investments	\$ -	\$ -	\$ -
TOTAL ASSETS	\$ 36,443.70	\$ 346.18	\$ 1,597.75
LIABILITIES AND RESERVES:			
Warrants Outstanding	\$ -	\$ -	\$ -
Reserve for Interest on Warrants	\$ -	\$ -	\$ -
Reserves From Schedule 8	\$ 10,425.20	\$ -	\$ -
TOTAL LIABILITIES AND RESERVES	\$ 10,425.20	\$ -	\$ -
CASH FUND BALANCE JUNE 30, 2017	\$ 26,018.50	\$ 346.18	\$ 1,597.75
TOTAL LIABILITIES, RESERVES AND CASH FUND BALANCE	\$ 36,443.70	\$ 346.18	\$ 1,597.75

Schedule 5, Expenditures Special Revenue Fund Accounts of Current Year	2016-2017	2016-2017	2016-2017
CURRENT YEAR	Amount	Amount	Amount
Cash Balance Reported to Excise Board 6-30-2016	\$ 73,225.31	\$ 446.18	\$ 847.75
Cash Fund Balance Transferred Out	\$ -	\$ -	\$ -
Cash Fund Balance Transferred In	\$ -	\$ -	\$ -
Adjusted Cash Balance	\$ 73,225.31	\$ 446.18	\$ 847.75
Ad Valorem Tax Apportioned To Year In Caption	\$ -	\$ -	\$ -
Miscellaneous Revenue (Schedule 4)	\$ 144,300.70	\$ -	\$ 750.00
Cash Fund Balance Forward From Preceding Year	\$ -	\$ -	\$ -
Prior Expenditures Recovered	\$ -	\$ -	\$ -
TOTAL RECEIPTS	\$ 144,300.70	\$ -	\$ 750.00
TOTAL RECEIPTS AND BALANCE	\$ 217,526.01	\$ 446.18	\$ 1,597.75
Warrants of Year in Caption	\$ 181,082.31	\$ 100.00	\$ -
Interest Paid Thereon	\$ -	\$ -	\$ -
TOTAL DISBURSEMENTS	\$ 181,082.31	\$ 100.00	\$ -
CASH BALANCE JUNE 30, 2017	\$ 36,443.70	\$ 346.18	\$ 1,597.75
Reserve for Warrants Outstanding	\$ -	\$ -	\$ -
Reserve for Interest on Warrants	\$ -	\$ -	\$ -
Reserves From Schedule 8	\$ 10,425.20	\$ -	\$ -
TOTAL LIABILITIES AND RESERVE	\$ 10,425.20	\$ -	\$ -
DEFICIT: (Red Figure)	\$ -	\$ -	\$ -
CASH FUND BALANCE FORWARD TO SUCCEEDING YEAR	\$ 26,018.50	\$ 346.18	\$ 1,597.75

Schedule 6, Special Revenue Fund Warrant Accounts of Current Year	2016-2017	2016-2017	2016-2017
CURRENT YEAR	Amount	Amount	Amount
Warrants Outstanding 6-30-2016 of Year in Caption	\$ -	\$ -	\$ -
Warrants Registered During Year	\$ 181,082.31	\$ 100.00	\$ -
TOTAL	\$ 181,082.31	\$ 100.00	\$ -
Warrants Paid During Year	\$ 181,082.31	\$ 100.00	\$ -
Warrants Coverted to Bonds or Judgements	\$ -	\$ -	\$ -
Warrants Cancelled	\$ -	\$ -	\$ -
Warrants Estopped by Statute	\$ -	\$ -	\$ -
TOTAL WARRANTS RETIRED	\$ 181,082.31	\$ 100.00	\$ -
BALANCE WARRANTS OUTSTANDING JUNE 30, 2017	\$ -	\$ -	\$ -

SPECIAL REVENUE FUND ACCOUNTS COVERING THE PERIOD JULY 1, 2016, to JUNE 30, 2017
ESTIMATE OF NEEDS FOR 2017-2018

EXHIBIT "I"

CSSP Fund	Drug Seize Fund	EDA ADM Fund	Drug Forf Fund	Juv Det Bldg Fund	Estr Cattle Fund	Total
2016-2017	2016-2017	2016-2017	2016-2017	2016-2017	2016-2017	
Amount	Amount	Amount	Amount	Amount	Amount	Total
\$ 229.20	\$ 10.60	\$ 1,982,573.41	\$ 76,889.79	\$ 20,850.39	\$ 8,415.64	\$ 2,127,356.66
\$ -	\$ -	\$ -	\$ -	\$ -	\$ -	\$ -
\$ 229.20	\$ 10.60	\$ 1,982,573.41	\$ 76,889.79	\$ 20,850.39	\$ 8,415.64	\$ 2,127,356.66
\$ -	\$ -	\$ -	\$ -	\$ -	\$ -	\$ -
\$ -	\$ -	\$ -	\$ -	\$ -	\$ -	\$ -
\$ -	\$ -	\$ -	\$ -	\$ -	\$ -	\$ 10,425.20
\$ -	\$ -	\$ -	\$ -	\$ -	\$ -	\$ 10,425.20
\$ 229.20	\$ 10.60	\$ 1,982,573.41	\$ 76,889.79	\$ 20,850.39	\$ 8,415.64	\$ 2,116,931.46
\$ 229.20	\$ 10.60	\$ 1,982,573.41	\$ 76,889.79	\$ 20,850.39	\$ 8,415.64	\$ 2,127,356.66

2016-2017	2016-2017	2016-2017	2016-2017	2016-2017	2016-2017	TOTAL
Amount	Amount	Amount	Amount	Amount	Amount	TOTAL
\$ 229.20	\$ 10.60	\$ 4,522,310.25	\$ 62,519.33	\$ 25,703.57	\$ 6,193.76	\$ 4,691,485.95
\$ -	\$ -	\$ -	\$ -	\$ -	\$ -	\$ -
\$ -	\$ -	\$ -	\$ -	\$ -	\$ -	\$ -
\$ 229.20	\$ 10.60	\$ 4,522,310.25	\$ 62,519.33	\$ 25,703.57	\$ 6,193.76	\$ 4,691,485.95
\$ -	\$ -	\$ -	\$ -	\$ -	\$ -	\$ -
\$ -	\$ -	\$ 25,469.90	\$ 80,216.72	\$ 121.82	\$ 2,221.88	\$ 253,081.02
\$ -	\$ -	\$ -	\$ -	\$ -	\$ -	\$ -
\$ -	\$ -	\$ 25,469.90	\$ 80,216.72	\$ 121.82	\$ 2,221.88	\$ 253,081.02
\$ 229.20	\$ 10.60	\$ 4,547,780.15	\$ 142,736.05	\$ 25,825.39	\$ 8,415.64	\$ 4,944,566.97
\$ -	\$ -	\$ 2,565,206.74	\$ 65,846.26	\$ 4,975.00	\$ -	\$ 2,817,210.31
\$ -	\$ -	\$ -	\$ -	\$ -	\$ -	\$ -
\$ -	\$ -	\$ 2,565,206.74	\$ 65,846.26	\$ 4,975.00	\$ -	\$ 2,817,210.31
\$ 229.20	\$ 10.60	\$ 1,982,573.41	\$ 76,889.79	\$ 20,850.39	\$ 8,415.64	\$ 2,127,356.66
\$ -	\$ -	\$ -	\$ -	\$ -	\$ -	\$ -
\$ -	\$ -	\$ -	\$ -	\$ -	\$ -	\$ -
\$ -	\$ -	\$ -	\$ -	\$ -	\$ -	\$ 10,425.20
\$ -	\$ -	\$ -	\$ -	\$ -	\$ -	\$ 10,425.20
\$ -	\$ -	\$ -	\$ -	\$ -	\$ -	\$ -
\$ 229.20	\$ 10.60	\$ 1,982,573.41	\$ 76,889.79	\$ 20,850.39	\$ 8,415.64	\$ 2,116,931.46

2016-2017	2016-2017	2016-2017	2016-2017	2016-2017	2016-2017	TOTAL
Amount	Amount	Amount	Amount	Amount	Amount	TOTAL
\$ -	\$ -	\$ -	\$ -	\$ -	\$ -	\$ -
\$ -	\$ -	\$ 2,565,206.74	\$ 65,846.26	\$ 4,975.00	\$ -	\$ 2,817,210.31
\$ -	\$ -	\$ 2,565,206.74	\$ 65,846.26	\$ 4,975.00	\$ -	\$ 2,817,210.31
\$ -	\$ -	\$ 2,565,206.74	\$ 65,846.26	\$ 4,975.00	\$ -	\$ 2,817,210.31
\$ -	\$ -	\$ -	\$ -	\$ -	\$ -	\$ -
\$ -	\$ -	\$ -	\$ -	\$ -	\$ -	\$ -
\$ -	\$ -	\$ -	\$ -	\$ -	\$ -	\$ -
\$ -	\$ -	\$ 2,565,206.74	\$ 65,846.26	\$ 4,975.00	\$ -	\$ 2,817,210.31
\$ -	\$ -	\$ -	\$ -	\$ -	\$ -	\$ -

SPECIAL REVENUE FUND ACCOUNTS COVERING THE PERIOD JULY 1, 2016, to JUNE 30, 2017
ESTIMATE OF NEEDS FOR 2017-2018

EXHIBIT "I"

Page 1

Special Revenue Fund Accounts:	Dist 18 DC Fund Fund	DAS Fund	TIF Fund
Schedule 1, Detail of Bond and Coupon Indebtedness as of June 30, 2017	2016-2017	2016-2017	2016-2017
CURRENT YEAR	Amount	Amount	Amount
ASSETS:			
Cash Balance June 30, 2017	\$ 92,927.17	\$ 482,155.83	\$ 309.00
Investments	\$ -	\$ -	\$ -
TOTAL ASSETS	\$ 92,927.17	\$ 482,155.83	\$ 309.00
LIABILITIES AND RESERVES:			
Warrants Outstanding	\$ -	\$ -	\$ -
Reserve for Interest on Warrants	\$ -	\$ -	\$ -
Reserves From Schedule 8	\$ 8,561.03	\$ 4,691.72	\$ -
TOTAL LIABILITIES AND RESERVES	\$ 8,561.03	\$ 4,691.72	\$ -
CASH FUND BALANCE JUNE 30, 2017	\$ 84,366.14	\$ 477,464.11	\$ 309.00
TOTAL LIABILITIES, RESERVES AND CASH FUND BALANCE	\$ 92,927.17	\$ 482,155.83	\$ 309.00

Schedule 5, Expenditures Special Revenue Fund Accounts of Current Year	2016-2017	2016-2017	2016-2017
CURRENT YEAR	Amount	Amount	Amount
Cash Balance Reported to Excise Board 6-30-2016	\$ 60,461.13	\$ 390,806.81	\$ -
Cash Fund Balance Transferred Out	\$ -	\$ -	\$ -
Cash Fund Balance Transferred In	\$ -	\$ -	\$ -
Adjusted Cash Balance	\$ 60,461.13	\$ 390,806.81	\$ -
Ad Valorem Tax Apportioned To Year In Caption	\$ -	\$ -	\$ -
Miscellaneous Revenue (Schedule 4)	\$ 200,278.43	\$ 274,554.98	\$ 116,555.00
Cash Fund Balance Forward From Preceding Year	\$ -	\$ -	\$ -
Prior Expenditures Recovered	\$ -	\$ -	\$ -
TOTAL RECEIPTS	\$ 200,278.43	\$ 274,554.98	\$ 116,555.00
TOTAL RECEIPTS AND BALANCE	\$ 260,739.56	\$ 665,361.79	\$ 116,555.00
Warrants of Year in Caption	\$ 167,812.39	\$ 183,205.96	\$ 116,246.00
Interest Paid Thereon	\$ -	\$ -	\$ -
TOTAL DISBURSEMENTS	\$ 167,812.39	\$ 183,205.96	\$ 116,246.00
CASH BALANCE JUNE 30, 2017	\$ 92,927.17	\$ 482,155.83	\$ 309.00
Reserve for Warrants Outstanding	\$ -	\$ -	\$ -
Reserve for Interest on Warrants	\$ -	\$ -	\$ -
Reserves From Schedule 8	\$ 8,561.03	\$ 4,691.72	\$ -
TOTAL LIABILITIES AND RESERVE	\$ 8,561.03	\$ 4,691.72	\$ -
DEFICIT: (Red Figure)	\$ -	\$ -	\$ -
CASH FUND BALANCE FORWARD TO SUCCEEDING YEAR	\$ 84,366.14	\$ 477,464.11	\$ 309.00

Schedule 6, Special Revenue Fund Warrant Accounts of Current Year	2016-2017	2016-2017	2016-2017
CURRENT YEAR	Amount	Amount	Amount
Warrants Outstanding 6-30-2016 of Year in Caption	\$ -	\$ -	\$ -
Warrants Registered During Year	\$ 167,812.39	\$ 183,205.96	\$ 116,246.00
TOTAL	\$ 167,812.39	\$ 183,205.96	\$ 116,246.00
Warrants Paid During Year	\$ 167,812.39	\$ 183,205.96	\$ 116,246.00
Warrants Converted to Bonds or Judgements	\$ -	\$ -	\$ -
Warrants Cancelled	\$ -	\$ -	\$ -
Warrants Estopped by Statute	\$ -	\$ -	\$ -
TOTAL WARRANTS RETIRED	\$ 167,812.39	\$ 183,205.96	\$ 116,246.00
BALANCE WARRANTS OUTSTANDING JUNE 30, 2017	\$ -	\$ -	\$ -

S.A.&I. Form 2631R97 Entity: Pittsburg County County, 61

Monday, September 04, 2017

SEE INDEPENDENT ACCOUNTANT'S COMPILATION REPORT

SPECIAL REVENUE FUND ACCOUNTS COVERING THE PERIOD JULY 1, 2016, to JUNE 30, 2017
ESTIMATE OF NEEDS FOR 2017-2018

EXHIBIT "I"

Jail M&O Fund	TAX REFUND Fund	AS M&O Fund	Animal Donation Fund	LEPC Fund	Total
2016-2017	2016-2017	2016-2017	2016-2017	2016-2017	
Amount	Amount	Amount	Amount	Amount	Amount
\$ 966,087.69	\$ 1.00	\$ -	\$ 770,830.43	\$ 18,414.75	\$ 2,336,292.87
\$ -	\$ -	\$ -	\$ -	\$ -	\$ -
\$ 966,087.69	\$ 1.00	\$ -	\$ 770,830.43	\$ 18,414.75	\$ 2,336,292.87
\$ -	\$ -	\$ -	\$ -	\$ -	\$ -
\$ -	\$ -	\$ -	\$ -	\$ -	\$ -
\$ 9,560.19	\$ -	\$ -	\$ 13,640.18	\$ -	\$ 36,453.12
\$ 9,560.19	\$ -	\$ -	\$ 13,640.18	\$ -	\$ 36,453.12
\$ 956,527.50	\$ 1.00	\$ -	\$ 757,190.25	\$ 18,414.75	\$ 2,299,839.75
\$ 966,087.69	\$ 1.00	\$ -	\$ 770,830.43	\$ 18,414.75	\$ 2,336,292.87

2016-2017	2016-2017	2016-2017	2016-2017	2016-2017	2016-2017	TOTAL
Amount	Amount	Amount	Amount	Amount	Amount	Amount
\$ 1,191,413.43	\$ -	\$ 419,273.84	\$ 886,235.57	\$ 16,323.11	\$ 5,487.00	\$ 2,970,000.89
\$ -	\$ -	\$ -	\$ -	\$ -	\$ -	\$ -
\$ 1,191,413.43	\$ -	\$ 419,273.84	\$ 886,235.57	\$ 16,323.11	\$ 5,487.00	\$ 2,970,000.89
\$ -	\$ -	\$ -	\$ -	\$ -	\$ -	\$ -
\$ 1,154,146.70	\$ 1.00	\$ 103,017.77	\$ 444,350.50	\$ 4,350.08	\$ 1,000.00	\$ 2,298,254.46
\$ -	\$ -	\$ -	\$ -	\$ -	\$ -	\$ -
\$ -	\$ -	\$ -	\$ -	\$ -	\$ -	\$ -
\$ 1,154,146.70	\$ 1.00	\$ 103,017.77	\$ 444,350.50	\$ 4,350.08	\$ 1,000.00	\$ 2,298,254.46
\$ 2,345,560.13	\$ 1.00	\$ 522,291.61	\$ 1,330,586.07	\$ 20,673.19	\$ 6,487.00	\$ 5,268,255.35
\$ 1,379,472.44	\$ -	\$ 522,291.61	\$ 559,755.64	\$ 2,258.44	\$ 920.00	\$ 2,931,962.48
\$ -	\$ -	\$ -	\$ -	\$ -	\$ -	\$ -
\$ 1,379,472.44	\$ -	\$ 522,291.61	\$ 559,755.64	\$ 2,258.44	\$ 920.00	\$ 2,931,962.48
\$ 966,087.69	\$ 1.00	\$ -	\$ 770,830.43	\$ 18,414.75	\$ 5,567.00	\$ 2,336,292.87
\$ -	\$ -	\$ -	\$ -	\$ -	\$ -	\$ -
\$ -	\$ -	\$ -	\$ -	\$ -	\$ -	\$ -
\$ 9,560.19	\$ -	\$ -	\$ 13,640.18	\$ -	\$ -	\$ 36,453.12
\$ 9,560.19	\$ -	\$ -	\$ 13,640.18	\$ -	\$ -	\$ 36,453.12
\$ -	\$ -	\$ -	\$ -	\$ -	\$ -	\$ -
\$ 956,527.50	\$ 1.00	\$ -	\$ 757,190.25	\$ 18,414.75	\$ 5,567.00	\$ 2,299,839.75

2016-2017	2016-2017	2016-2017	2016-2017	2016-2017	2016-2017	TOTAL
Amount	Amount	Amount	Amount	Amount	Amount	Amount
\$ -	\$ -	\$ -	\$ -	\$ -	\$ -	\$ -
\$ 1,379,472.44	\$ -	\$ 522,291.61	\$ 559,755.64	\$ 2,258.44	\$ 920.00	\$ 2,931,962.48
\$ 1,379,472.44	\$ -	\$ 522,291.61	\$ 559,755.64	\$ 2,258.44	\$ 920.00	\$ 2,931,962.48
\$ 1,379,472.44	\$ -	\$ 522,291.61	\$ 559,755.64	\$ 2,258.44	\$ 920.00	\$ 2,931,962.48
\$ -	\$ -	\$ -	\$ -	\$ -	\$ -	\$ -
\$ -	\$ -	\$ -	\$ -	\$ -	\$ -	\$ -
\$ -	\$ -	\$ -	\$ -	\$ -	\$ -	\$ -
\$ 1,379,472.44	\$ -	\$ 522,291.61	\$ 559,755.64	\$ 2,258.44	\$ 920.00	\$ 2,931,962.48
\$ -	\$ -	\$ -	\$ -	\$ -	\$ -	\$ -

SPECIAL REVENUE FUND ACCOUNTS COVERING THE PERIOD JULY 1, 2016, to JUNE 30, 2017
ESTIMATE OF NEEDS FOR 2017-2018

EXHIBIT "I"

Special Revenue Fund Accounts:	LRRF Fund	Fire Tax Fund	DA COPY FUND Fund
Schedule 1, Detail of Bond and Coupon Indebtedness as of June 30, 2017	2016-2017	2016-2017	2016-2017
CURRENT YEAR	Amount	Amount	Amount
ASSETS:			
Cash Balance June 30, 2017	\$ 1,415.27	\$ 3,212,913.01	\$ 103.50
Investments	\$ -	\$ -	\$ -
TOTAL ASSETS	\$ 1,415.27	\$ 3,212,913.01	\$ 103.50
LIABILITIES AND RESERVES:			
Warrants Outstanding	\$ -	\$ -	\$ -
Reserve for Interest on Warrants	\$ -	\$ -	\$ -
Reserves From Schedule 8	\$ -	\$ 279,915.10	\$ -
TOTAL LIABILITIES AND RESERVES	\$ -	\$ 279,915.10	\$ -
CASH FUND BALANCE JUNE 30, 2017	\$ 1,415.27	\$ 2,932,997.91	\$ 103.50
TOTAL LIABILITIES, RESERVES AND CASH FUND BALANCE	\$ 1,415.27	\$ 3,212,913.01	\$ 103.50

Schedule 5, Expenditures Special Revenue Fund Accounts of Current Year	2016-2017	2016-2017	2016-2017
CURRENT YEAR	Amount	Amount	Amount
Cash Balance Reported to Excise Board 6-30-2016	\$ 1,317.75	\$ 3,447,460.96	\$ 251.00
Cash Fund Balance Transferred Out	\$ -	\$ -	\$ -
Cash Fund Balance Transferred In	\$ -	\$ -	\$ -
Adjusted Cash Balance	\$ 1,317.75	\$ 3,447,460.96	\$ 251.00
Ad Valorem Tax Apportioned To Year In Caption	\$ -	\$ -	\$ -
Miscellaneous Revenue (Schedule 4)	\$ 97.52	\$ 1,623,394.12	\$ 152.50
Cash Fund Balance Forward From Preceding Year	\$ -	\$ -	\$ -
Prior Expenditures Recovered	\$ -	\$ -	\$ -
TOTAL RECEIPTS	\$ 97.52	\$ 1,623,394.12	\$ 152.50
TOTAL RECEIPTS AND BALANCE	\$ 1,415.27	\$ 5,070,855.08	\$ 403.50
Warrants of Year in Caption	\$ -	\$ 1,857,942.07	\$ -
Interest Paid Thereon	\$ -	\$ -	\$ -
TOTAL DISBURSEMENTS	\$ -	\$ 1,857,942.07	\$ -
CASH BALANCE JUNE 30, 2017	\$ 1,415.27	\$ 3,212,913.01	\$ 403.50
Reserve for Warrants Outstanding	\$ -	\$ -	\$ -
Reserve for Interest on Warrants	\$ -	\$ -	\$ -
Reserves From Schedule 8	\$ -	\$ 279,915.10	\$ -
TOTAL LIABILITIES AND RESERVE	\$ -	\$ 135,192.76	\$ -
DEFICIT: (Red Figure)	\$ -	\$ -	\$ -
CASH FUND BALANCE FORWARD TO SUCCEEDING YEAR	\$ 1,415.27	\$ 3,077,720.25	\$ 403.50

Schedule 6, Special Revenue Fund Warrant Accounts of Current Year	2016-2017	2016-2017	2016-2017
CURRENT YEAR	Amount	Amount	Amount
Warrants Outstanding 6-30-2016 of Year in Caption	\$ -	\$ -	\$ -
Warrants Registered During Year	\$ -	\$ 1,857,942.07	\$ -
TOTAL	\$ -	\$ 1,857,942.07	\$ -
Warrants Paid During Year	\$ -	\$ 1,857,942.07	\$ -
Warrants Coverted to Bonds or Judgements	\$ -	\$ -	\$ -
Warrants Cancelled	\$ -	\$ -	\$ -
Warrants Estopped by Statute	\$ -	\$ -	\$ -
TOTAL WARRANTS RETIRED	\$ -	\$ 1,857,942.07	\$ -
BALANCE WARRANTS OUTSTANDING JUNE 30, 2017	\$ -	\$ -	\$ -

S.A.&I. Form 2631R97 Entity: Pittsburg County County, 61

Monday, September 04, 2017

SEE INDEPENDENT ACCOUNTANT'S COMPILATION REPORT
SPECIAL REVENUE FUND ACCOUNTS COVERING THE PERIOD JULY 1, 2016, to JUNE 30, 2017
ESTIMATE OF NEEDS FOR 2017-2018

SPECIAL REVENUE FUND ACCOUNTS COVERING THE PERIOD JULY 1, 2016, to JUNE 30, 2017
ESTIMATE OF NEEDS FOR 2017-2018

EXHIBIT "I"

DA MEF Fund	DA 991 Fund	OBA DONATION Fund	SHER 1738 Fund	DA 1738 Fund	HWY Sales Tax Fund	Total
2016-2017	2016-2017	2016-2017	2016-2017	2016-2017	2016-2017	
Amount	Amount	Amount	Amount	Amount	Amount	
\$ -	\$ 96,162.59	\$ -	\$ 397.67	\$ 454.66	\$ 2,038,647.82	\$ 5,350,094.52
\$ -	\$ -	\$ -	\$ -	\$ -	\$ -	\$ -
\$ -	\$ 96,162.59	\$ -	\$ 397.67	\$ 454.66	\$ 2,038,647.82	\$ 5,350,094.52
\$ -	\$ -	\$ -	\$ -	\$ -	\$ -	\$ -
\$ -	\$ -	\$ -	\$ -	\$ -	\$ 724,489.99	\$ 1,004,405.09
\$ -	\$ -	\$ -	\$ -	\$ -	\$ 724,489.99	\$ 1,004,405.09
\$ -	\$ 96,162.59	\$ -	\$ 397.67	\$ 454.66	\$ 1,314,157.83	\$ 4,345,689.43
\$ -	\$ 96,162.59	\$ -	\$ 397.67	\$ 454.66	\$ 2,038,647.82	\$ 5,350,094.52

2016-2017	2016-2017	2016-2017	2016-2017	2016-2017	2016-2017	TOTAL
Amount	Amount	Amount	Amount	Amount	Amount	
\$ 11,225.00	\$ 33,990.59	\$ 452.65	\$ 86.00	\$ 118.00	\$ 1,520,822.43	\$ 5,015,724.38
\$ -	\$ -	\$ -	\$ -	\$ -	\$ -	\$ -
\$ -	\$ -	\$ -	\$ -	\$ -	\$ -	\$ -
\$ 11,225.00	\$ 33,990.59	\$ 452.65	\$ 86.00	\$ 118.00	\$ 1,520,822.43	\$ 5,015,724.38
\$ -	\$ -	\$ -	\$ -	\$ -	\$ -	\$ -
\$ 13.03	\$ 63,442.00	\$ 5,890.00	\$ 311.67	\$ 336.66	\$ 6,071,681.58	\$ 7,765,319.08
\$ -	\$ -	\$ -	\$ -	\$ -	\$ -	\$ -
\$ -	\$ -	\$ -	\$ -	\$ -	\$ -	\$ -
\$ 13.03	\$ 63,442.00	\$ 5,890.00	\$ 311.67	\$ 336.66	\$ 6,071,681.58	\$ 7,765,319.08
\$ 11,238.03	\$ 97,432.59	\$ 6,342.65	\$ 397.67	\$ 454.66	\$ 7,592,504.01	\$ 12,781,043.46
\$ 11,238.03	\$ 1,270.00	\$ 6,342.65	\$ -	\$ -	\$ 5,553,856.19	\$ 7,430,648.94
\$ -	\$ -	\$ -	\$ -	\$ -	\$ -	\$ -
\$ 11,238.03	\$ 1,270.00	\$ 6,342.65	\$ -	\$ -	\$ 5,553,856.19	\$ 7,430,648.94
\$ -	\$ 96,162.59	\$ -	\$ 397.67	\$ 454.66	\$ 2,038,647.82	\$ 5,350,394.52
\$ -	\$ -	\$ -	\$ -	\$ -	\$ -	\$ -
\$ -	\$ -	\$ -	\$ -	\$ -	\$ -	\$ -
\$ -	\$ -	\$ -	\$ -	\$ -	\$ 724,489.99	\$ 1,004,405.09
\$ -	\$ -	\$ -	\$ -	\$ -	\$ 724,489.99	\$ 859,682.75
\$ -	\$ -	\$ -	\$ -	\$ -	\$ -	\$ -
\$ -	\$ 96,162.59	\$ -	\$ 397.67	\$ 454.66	\$ 1,314,157.83	\$ 4,490,711.77

2016-2017	2016-2017	2016-2017	2016-2017	2016-2017	2016-2017	TOTAL
Amount	Amount	Amount	Amount	Amount	Amount	
\$ -	\$ -	\$ -	\$ -	\$ -	\$ -	\$ -
\$ 112,338.03	\$ 1,270.00	\$ 6,342.65	\$ -	\$ -	\$ 5,553,856.19	\$ 7,531,748.94
\$ 11,238.03	\$ 1,270.00	\$ 6,342.65	\$ -	\$ -	\$ 5,553,856.19	\$ 7,430,648.94
\$ 11,238.03	\$ 1,270.00	\$ 6,342.65	\$ -	\$ -	\$ 5,553,856.19	\$ 7,430,648.94
\$ -	\$ -	\$ -	\$ -	\$ -	\$ -	\$ -
\$ -	\$ -	\$ -	\$ -	\$ -	\$ -	\$ -
\$ -	\$ -	\$ -	\$ -	\$ -	\$ -	\$ -
\$ 11,238.03	\$ 1,270.00	\$ 6,342.65	\$ -	\$ -	\$ 5,553,856.19	\$ 7,430,648.94
\$ -	\$ -	\$ -	\$ -	\$ -	\$ -	\$ -

S.A.&I. Form 2631R97 Entity: Pittsburg County County, 61

Monday, September 04, 2017

SEE INDEPENDENT ACCOUNTANT'S COMPILATION REPORT
SPECIAL REVENUE FUND ACCOUNTS COVERING THE PERIOD JULY 1, 2016, to JUNE 30, 2017
ESTIMATE OF NEEDS FOR 2017-2018

Special Revenue Fund Accounts:	EDA Simonton Fund	Child Abuse Fund	YST Fund
Schedule 1, Detail of Bond and Coupon Indebtedness as of June 30, 2017	2016-2017	2016-2017	2016-2017
CURRENT YEAR	Amount	Amount	Amount
ASSETS:			
Cash Balance June 30, 2017	\$ 650.00	\$ 339.30	\$ 7.04
Investments	\$ -	\$ -	\$ -
TOTAL ASSETS	\$ 650.00	\$ 339.30	\$ 7.04
LIABILITIES AND RESERVES:			
Warrants Outstanding	\$ -	\$ -	\$ -
Reserve for Interest on Warrants	\$ -	\$ -	\$ -
Reserves From Schedule 8	\$ -	\$ -	\$ -
TOTAL LIABILITIES AND RESERVES	\$ -	\$ -	\$ -
CASH FUND BALANCE JUNE 30, 2017	\$ 650.00	\$ 339.30	\$ 7.04
TOTAL LIABILITIES, RESERVES AND CASH FUND BALANCE	\$ 650.00	\$ 339.30	\$ 7.04

Schedule 5, Expenditures Special Revenue Fund Accounts of Current Year	2016-2017	2016-2017	2016-2017
CURRENT YEAR	Amount	Amount	Amount
Cash Balance Reported to Excise Board 6-30-2016	\$ 650.00	\$ 211.20	\$ 7.04
Cash Fund Balance Transferred Out	\$ -	\$ -	\$ -
Cash Fund Balance Transferred In	\$ -	\$ -	\$ -
Adjusted Cash Balance	\$ 650.00	\$ 211.20	\$ 7.04
Ad Valorem Tax Apportioned To Year In Caption	\$ -	\$ -	\$ -
Miscellaneous Revenue (Schedule 4)	\$ -	\$ 128.10	\$ -
Cash Fund Balance Forward From Preceding Year	\$ -	\$ -	\$ -
Prior Expenditures Recovered	\$ -	\$ -	\$ -
TOTAL RECEIPTS	\$ -	\$ 128.10	\$ -
TOTAL RECEIPTS AND BALANCE	\$ 650.00	\$ 339.30	\$ 7.04
Warrants of Year in Caption	\$ -	\$ -	\$ -
Interest Paid Thereon	\$ -	\$ -	\$ -
TOTAL DISBURSEMENTS	\$ -	\$ -	\$ -
CASH BALANCE JUNE 30, 2017	\$ 650.00	\$ 339.30	\$ 7.04
Reserve for Warrants Outstanding	\$ -	\$ -	\$ -
Reserve for Interest on Warrants	\$ -	\$ -	\$ -
Reserves From Schedule 8	\$ -	\$ -	\$ -
TOTAL LIABILITIES AND RESERVE	\$ -	\$ -	\$ -
DEFICIT: (Red Figure)	\$ -	\$ -	\$ -
CASH FUND BALANCE FORWARD TO SUCCEEDING YEAR	\$ 650.00	\$ 339.30	\$ 7.04

Schedule 6, Special Revenue Fund Warrant Accounts of Current Year	2016-2017	2016-2017	2016-2017
CURRENT YEAR	Amount	Amount	Amount
Warrants Outstanding 6-30-2016 of Year in Caption	\$ -	\$ -	\$ -
Warrants Registered During Year	\$ -	\$ -	\$ -
TOTAL	\$ -	\$ -	\$ -
Warrants Paid During Year	\$ -	\$ -	\$ -
Warrants Coverted to Bonds or Judgements	\$ -	\$ -	\$ -
Warrants Cancelled	\$ -	\$ -	\$ -
Warrants Estopped by Statute	\$ -	\$ -	\$ -
TOTAL WARRANTS RETIRED	\$ -	\$ -	\$ -
BALANCE WARRANTS OUTSTANDING JUNE 30, 2017	\$ -	\$ -	\$ -

EXHIBIT "I"

VOCA Fund	FEMA Fund	EDA(A) Fund	REAP Fund	Fund	Fund	Total
2016-2017	2016-2017	2016-2017	2016-2017	2016-2017	2016-2017	
Amount	Amount	Amount	Amount	Amount	Amount	
\$ 2,668.43	\$ 57.85	\$ 48.63	\$ -	\$ -	\$ -	\$ 3,771.25
\$ -	\$ -	\$ -	\$ -	\$ -	\$ -	\$ -
\$ 2,668.43	\$ 57.85	\$ 48.63	\$ -	\$ -	\$ -	\$ 3,771.25
\$ -	\$ -	\$ -	\$ -	\$ -	\$ -	\$ -
\$ -	\$ -	\$ -	\$ -	\$ -	\$ -	\$ -
\$ -	\$ -	\$ -	\$ -	\$ -	\$ -	\$ -
\$ 2,668.43	\$ 57.85	\$ 48.63	\$ -	\$ -	\$ -	\$ 3,771.25
\$ 2,668.43	\$ 57.85	\$ 48.63	\$ -	\$ -	\$ -	\$ 3,771.25

2016-2017	2016-2017	2016-2017	2016-2017	2016-2017	2016-2017	TOTAL
Amount	Amount	Amount	Amount	Amount	Amount	
\$ 0.70	\$ 13,036.31	\$ 48.63	\$ -	\$ -	\$ -	\$ 13,953.88
\$ -	\$ -	\$ -	\$ -	\$ -	\$ -	\$ -
\$ -	\$ -	\$ -	\$ -	\$ -	\$ -	\$ -
\$ 0.70	\$ 13,036.31	\$ 48.63	\$ -	\$ -	\$ -	\$ 13,953.88
\$ -	\$ -	\$ -	\$ -	\$ -	\$ -	\$ -
\$ 9,616.26	\$ -	\$ 25,469.90	\$ 73,405.44	\$ -	\$ -	\$ 108,619.70
\$ -	\$ -	\$ -	\$ -	\$ -	\$ -	\$ -
\$ -	\$ -	\$ -	\$ -	\$ -	\$ -	\$ -
\$ 9,616.26	\$ -	\$ 25,469.90	\$ 73,405.44	\$ -	\$ -	\$ 108,619.70
\$ 9,616.96	\$ 13,036.31	\$ 25,518.53	\$ 73,405.44	\$ -	\$ -	\$ 122,573.58
\$ 6,948.53	\$ 12,978.46	\$ 25,469.90	\$ 73,405.44	\$ -	\$ -	\$ 118,802.33
\$ -	\$ -	\$ -	\$ -	\$ -	\$ -	\$ -
\$ 6,948.53	\$ 12,978.46	\$ 25,469.90	\$ 73,405.44	\$ -	\$ -	\$ 118,802.33
\$ 2,668.43	\$ 57.85	\$ 48.63	\$ -	\$ -	\$ -	\$ 3,771.25
\$ -	\$ -	\$ -	\$ -	\$ -	\$ -	\$ -
\$ -	\$ -	\$ -	\$ -	\$ -	\$ -	\$ -
\$ -	\$ -	\$ -	\$ -	\$ -	\$ -	\$ -
\$ -	\$ -	\$ -	\$ -	\$ -	\$ -	\$ -
\$ 2,668.43	\$ 57.85	\$ 48.63	\$ -	\$ -	\$ -	\$ 3,771.25

2016-2017	2016-2017	2016-2017	2016-2017	2016-2017	2016-2017	TOTAL
Amount	Amount	Amount	Amount	Amount	Amount	
\$ -	\$ -	\$ -	\$ -	\$ -	\$ -	\$ -
\$ 6,948.53	\$ 12,978.46	\$ 25,469.90	\$ 73,405.44	\$ -	\$ -	\$ 118,802.33
\$ 6,948.53	\$ 12,978.46	\$ 25,469.90	\$ 73,405.44	\$ -	\$ -	\$ 118,802.33
\$ 6,948.53	\$ 12,978.46	\$ 25,469.90	\$ 73,405.44	\$ -	\$ -	\$ 118,802.33
\$ -	\$ -	\$ -	\$ -	\$ -	\$ -	\$ -
\$ -	\$ -	\$ -	\$ -	\$ -	\$ -	\$ -
\$ 6,948.53	\$ 12,978.46	\$ 25,469.90	\$ 73,405.44	\$ -	\$ -	\$ 118,802.33
\$ -	\$ -	\$ -	\$ -	\$ -	\$ -	\$ -

FILED

OCT 20 2017

S. A. & I. No. 2633 (2009)

Current fiscal year 2017-2018

Date Certified

Taxable Year 2017

Pittsburg County Tax Levies

State Auditor & Inspector 2017-2018

UNIT OF TAXATION	SCHOOL DIST	COUNTY				CITIES & TOWNS	EMS	SCHOOL DISTRICTS			VO-TECH #7		VO-TECH		TOTAL
		General Fund	Library Fund	Health Fund	Common Fund	Sinking Fund	General Fund	General Fund	Building Fund	Sinking Fund	General Fund	Building Fund	General Fund	Building Fund	
Hartshorne Public School	I - 1	10.33	4.07	2.58	4.13			35.93	5.13	20.03	10.33	2.07			94.60
Hartshorne (Latimer J-1)	I - 1							36.71	5.24	20.03	10.23	2.05			74.26
Canadian Public School	I - 2	10.33	4.07	2.58	4.13			35.60	5.09	1.70	10.33	2.07			75.90
Canadian-Carlton Landing	I - 2	10.33	4.07	2.58	4.13	14.62		35.60	5.09	1.70	10.33	2.07			90.52
Krebs Public School	C - 9	10.33	4.07	2.58	4.13			35.93	5.13	12.98	10.33	2.07			87.55
Haileyville Public School	I - 11	10.33	4.07	2.58	4.13			36.74	5.25	13.10	10.33	2.07			88.60
Kiowa Public School	I - 14	10.33	4.07	2.58	4.13			35.57	5.22		10.33	2.07			75.30
Kiowa (Atoka J-14)	I - 14							35.62	5.09		10.31	2.05			53.08
Quinton Public School	I - 17	10.33	4.07	2.58	4.13			36.09	5.16	23.94	10.33	2.07			98.70
Quinton (Haskell J-17)	I - 17							35.74	5.11	23.94	10.27	2.05			77.11
Indianola Public School	I - 25	10.33	4.07	2.58	4.13			37.30	5.33	19.07	10.33	2.07			95.21
Crowder Public School	I - 028	10.33	4.07	2.58	4.13			36.91	5.27	5.65	10.33	2.07			81.34
Crowder (Latimer J-28)	I - 028							35.00	5.00	5.65	10.23	2.05			57.93
Frink-Chambers Pub Sch	C - 29	10.33	4.07	2.58	4.13			36.21	5.17	4.24	10.33	2.07			79.13
Savanna Public School	I - 30	10.33	4.07	2.58	4.13			36.60	5.23	8.57	10.33	2.07			83.91
Tannehill Public School	C - 56	10.33	4.07	2.58	4.13			38.36	5.48		10.33	2.07			77.35
Pittsburg Public School	I - 63	10.33	4.07	2.58	4.13			36.51	5.22	21.09	10.33	2.07			96.33
Pittsburg (Atoka J-63)	I - 63							35.65	5.09	21.09	10.31	2.06			74.20
McAlister Public School	I - 80	10.33	4.07	2.58	4.13			35.76	5.11	7.10	10.33	2.07			81.48
Haywood Public School	C - 88	10.33	4.07	2.58	4.13			36.90	5.27		10.33	2.07			75.68
Clayton Public School	J - 10	10.33	4.07	2.58	4.13			36.68	5.24		10.33	2.07			75.43
Stuart Public School	J - 54	10.33	4.07	2.58	4.13			37.52	5.35	15.06	10.33	2.07			91.45

RECEIVED

STATE AUDITOR & INSPECTOR

State of Oklahoma

)


I, Hope Trammell, County Clerk for Pittsburg County, Oklahoma, do hereby certify that the above levies are true and correct for the taxable year 2017.

) ss.

County of Pittsburg)

Witness my hand and seal this: October 20, 2017

Hope Trammell
Hope Trammell, Pittsburg County Clerk



Date: 7/19/2017
Time: 6:42PM

Assessor's Report to Excise Board Pittsburg

School District	Personal Property	Real Estate	Public Service	Total Valuation	Total Exemptions	Total Valuation Less Exemptions
1 Hartshome-C	341,083	5,324,314	670,229	6,335,626	532,249	5,803,377
1 Hartshome-R	3,903,047	3,486,790	2,407,907	9,797,744	434,607	9,363,137
Totals for # 1 Hartshome	4,244,130	8,811,104	3,078,136	16,133,370	966,856	15,166,514 ✓
2 Canadian-C	109,532	507,335	263,676	880,713	40,661	840,032
2 Canadian-R	3,172,671	28,493,192	1,150,685	32,816,549	1,699,713	31,126,835
CarlLndg-C	3,976	2,607,725	0	2,611,701	1,000	2,610,701 ✓
CarlLndg-C RAV	0	400,476	0	400,476	1,000	399,476 ✓
Totals for # 2 Canadian	3,285,179	32,008,698	1,414,562	35,709,439	1,732,394	34,977,045 ✓
9 Krebs-C	350,987	5,229,453	570,255	6,160,700	419,675	5,741,025
9 Krebs-M	6,873,251	9,046,015	164,636	16,083,902	161,652	15,922,249
9 Krebs-R	956,518	5,097,197	505,965	6,599,680	477,292	6,122,388
Totals for # 9 Krebs	8,230,756	19,372,670	1,240,856	28,844,282	1,078,629	27,765,653 ✓
11 Halleyville-A	573,593	669,129	79,163	1,348,795	77,683	1,271,112
11 Halleyville-C	42,262	1,366,022	362,507	1,790,791	223,659	1,566,922
11 Halleyville-K	104,552	46,134	4,635	154,121	3,060	151,121
11 Halleyville-R	3,197,638	7,214,026	1,395,294	11,607,958	610,127	11,197,831
Totals for #11 Halleyville	3,917,755	9,341,311	1,842,599	15,101,665	914,679	14,186,986 ✓
14 Kiowa-A	4,100	73,552	12,074	89,726	16,640	73,086
14 Kiowa-C	76,076	1,382,987	372,521	1,831,684	148,504	1,683,180
14 Kiowa-R	57,112,172	4,068,235	2,333,011	63,513,418	236,695	63,276,723
Totals for #14 Kiowa	57,192,348	5,524,774	2,717,706	65,434,828	404,439	65,030,389 ✓
17 Quinton-C	181,165	1,900,054	372,463	2,453,722	223,752	2,229,970
17 Quinton-R	7,647,159	2,469,182	366,661	10,422,322	220,499	10,201,823
Totals for #17 Quinton	7,828,324	4,369,236	679,444	12,876,044	444,251	12,431,793 ✓
25 Indianola-C	5,817	271,650	133,053	410,740	53,361	357,379
25 Indianola-R	10,550,235	5,029,817	3,467,515	19,057,557	556,746	18,500,811
Totals for #25 Indianola	10,556,052	5,311,677	3,600,678	19,468,407	610,127	18,858,280 ✓
26 Crowder-C	15,343	669,332	564,776	1,469,451	119,240	1,350,211
26 Crowder-R	8,527,658	9,955,628	3,234,201	21,327,697	654,691	20,673,015
Totals for #26 Crowder	8,543,211	10,455,160	3,799,077	22,797,348	974,121	21,823,227 ✓
29 Frink-M	1,312,302	12,062,694	382,710	13,757,696	246,410	13,509,485
29 Frink-R	1,567,982	5,813,354	1,352,603	8,733,939	351,144	8,382,795
29 Frink-S	834	36,353	99,021	136,208	4,000	132,208
Totals for #29 Frink	2,881,118	17,912,591	1,834,334	22,628,043	603,554	22,024,489 ✓
30 Savanna-C	194,254	1,741,727	488,713	2,424,694	160,222	2,264,472
30 Savanna-M	0	549,057	4,909	553,966	10,000	543,966
30 Savanna-R	3,090,667	3,652,531	1,637,005	8,580,203	273,000	8,307,203
Totals for #30 Savanna	3,284,921	6,143,315	2,130,627	11,558,663	449,222	11,109,441 ✓
54 Stuart-R	10,847,611	2,379,356	717,465	13,944,432	203,972	13,740,460
Totals for #54 Stuart	10,847,611	2,379,356	717,465	13,944,432	203,972	13,740,460
56 Tannehill-R	4,736,019	4,450,713	2,161,747	11,348,479	452,142	10,896,337
Totals for #56 Tannehill	4,736,019	4,450,713	2,161,747	11,348,479	452,142	10,896,337 ✓
63 Pittsburg-C	15,190	374,640	272,311	662,141	55,786	606,355
63 Pittsburg-R	1,494,026	1,815,093	1,446,405	4,755,574	146,745	4,608,829
Totals for #63 Pittsburg	1,509,216	2,189,723	1,718,776	5,417,715	202,531	5,215,184 ✓
80 McAlester-C	13,013,040	67,853,686	7,885,172	89,751,898	4,095,176	84,656,722
80 McAlester-K	73,592	70,982	12,210	156,774	3,000	153,774
80 McAlester-R	4,638,542	4,383,394	2,080,736	11,352,642	196,383	11,156,259
Totals for #80 McAlester	17,975,164	72,308,032	9,978,118	100,261,314	4,284,559	95,976,755 ✓
88 Haywood-R	6,657,563	3,760,501	1,935,061	14,371,125	401,839	13,969,286
Totals for #88 Haywood	6,657,563	3,760,501	1,935,061	14,371,125	401,839	13,969,286 ✓
J10 Pushmataha	9,199	81,816	0	91,015	11,304	79,711
Totals for J10 Pushmataha	9,199	81,816	0	91,015	11,304	79,711
CarlLndg-C TIF	0	2,714,442	0	2,714,442	0	2,714,442
Totals for z = 2 Canadian	0	2,714,442	0	2,714,442	0	2,714,442

FILED

601 20 2017

State Auditor & Inspector

RECEIVED

STATE AUDITOR'S ASSISTANT

Date: 7/19/2017
Time: 6:42PM

Assessor's Report to Excise Board Pittsburg

School District	Personal Property	Real Estate	Public Service	Total Valuation	Total Exemptions	Total Valuation Less Exemptions
Total Assessed Value Including TIF Based Assessed Value:	153,709,566	207,142,159	38,849,086	399,700,811	13,736,649	385,964,162
Less Total Tif Increment:	0	2,714,442	0	2,714,442	0	2,714,442
Total Assessed Value Excluding TIF Increment:	153,709,566	204,427,717	38,849,086	396,986,369	13,736,649	383,249,720 ✓

I, Michelle Fields County Assessor of Pittsburg County, Oklahoma do certify that the values as set forth for the above School Districts of said County are true and correct for the year 2017 as certified by the State Board Of Equalization.

Given under my hand this 20 day of July, 2017

Michelle Fields
Michelle Fields, Pittsburg County Assessor

FILED

SEP 20 2017

State Auditor's Inspector

CERTIFICATE OF EXCISE BOARD
ESTIMATE OF NEEDS FOR 2017-2018

EXHIBIT "Y"					
County Excise Board's Appropriation of Income and Revenue	General Fund	Building Fund	Co-op Fund	Industrial Bonds	Sinking Fund (Exc. Homesteads)
Appropriation Approved & Provision Made	\$ 5,404,577.36	\$ -	\$ -	\$ -	\$ -
Appropriation of Revenues	\$ -	\$ -	\$ -	\$ -	\$ -
Excess of Assets Over Liabilities	\$ 762,514.08	\$ -	\$ -	\$ -	\$ -
Unclaimed Protest Tax Refunds	\$ -	\$ -	\$ -	\$ -	\$ -
Miscellaneous Estimated Revenues	\$ 1,043,000.00	\$ -	\$ -	\$ -	\$ -
Est. Value of Surplus Tax in Process	\$ -	\$ -	\$ -	\$ -	\$ -
Sinking Fund Contributions	\$ -	\$ -	\$ -	\$ -	\$ -
Surplus Building Fund Cash	\$ -	\$ -	\$ -	\$ -	\$ -
Total Other Than 2016 Tax	\$ 1,805,514.08	\$ -	\$ -	\$ -	\$ -
Balance Required	\$ 3,508,808.33	\$ -	\$ -	\$ -	\$ -
Add 10% for Delinquency	\$ 350,880.83	\$ -	\$ -	\$ -	\$ -
Total Required for 2016 Tax	\$ 3,958,969.61	\$ -	\$ -	\$ -	\$ -
Rate of Levy Required and Certified (in Mills)	10.33	0.00	0.00	0.00	0.00

We further certify that the net assessed valuation of the Property, subject to ad valorem taxes, after the amount of all Homestead Exemptions have been deducted in the said County as finally equalized and certified by the State Board of Equalization for the current year 2017-2018 is as follows:

VALUATION AND LEVIES EXCLUDING HOMESTEADS				
County	Real	Personal	Public Service	Total
Total Valuation,	\$ 190,691,068.00	\$ 153,709,566.00	\$ 38,849,086.00	\$ 383,249,720.00

and that the assessed valuations herein certified have been used in computing the rates of mill levies and the proceeds thereof appropriated as aforesaid; and that having ascertained as aforesaid, the aggregate amount to be raised by ad valorem taxation, we thereupon made the levies therefor as provided by law as follows:


General Fund 10.33 Mills; Building Fund 0.00 Mills; Sinking Fund 0.00 Mills; Sub-Total 10.33 Mills;

Free Fair Budget Account (Levy Per Applicable Statute)	0.00 Mills;
Free Fair Improvement Budget Account (Net Proceeds of 1.00 Mill)	0.00 Mills;
Free Fair Additional Improvement Budget Account (Net Proceeds of 1.00 Mill)	0.00 Mills;
Library Budget Account (Net Proceeds of 1/2 of 1.00 Mill)	4.07 Mills;
Cooperative County/City-County Library Budget Account (1.00 to 4.00 Mills)	0.00 Mills;
County Cemetery (Prior To Aug. 15, 1933) Budget Account (Net Proceeds of 1/5 of 1.00 Mill)	0.00 Mills;
Public Buildings Budget Account (Not To Exceed 5.00 Mills)	0.00 Mills;
County Health Fund (Not To Exceed 2.50 Mills)	2.58 Mills;
Emergency Medical Service (Not To Exceed 3.00 Mills)	0.00 Mills;
Total County Levies	16.98 Mills;
County Wide Levy For Schools (4.00 Mills)	4.13 Mills;
Total County Wide Levy	21.11 Mills;

and we do hereby order the above levies to be certified forthwith by the Secretary of this Board to the County Assessor of said County, in order that the County Assessor may immediately extend said levies upon the Tax Rolls for the year 2018 without regard to any protest that may be filed against

any levies, as required by 68 O. S. 1991, Section 2869
Dated at McAlester Oklahoma, this 18th day of

September, 2017



Excise Board Member



Excise Board Chairman

Excise Board Member



Excise Board Secretary



PUBLICATION SHEET - PITTSBURG COUNTY COUNTY, OKLAHOMA
 FINANCIAL STATEMENT OF THE VARIOUS FUNDS FOR THE FISCAL YEAR ENDING JUNE 30, 2017, AND ESTIMATE OF NEEDS
 FOR THE FISCAL YEAR ENDING JUNE 30, 2018, OF THE GOVERNING BOARD OF
 PITTSBURG COUNTY COUNTY, OKLAHOMA

EXHIBIT "Z"

Page 1

STATEMENT OF FINANCIAL CONDITION AS OF JUNE 30, 2017	GENERAL FUND	BUILDING FUND	CO-OP FUND	HEALTH FUND
	Detail	Detail	Detail	Detail
ASSETS:				
Cash Balance June 30, 2017	\$ 919,921.76	\$ -	\$ -	\$ -
Investments	\$ -	\$ -	\$ -	\$ -
TOTAL ASSETS	\$ 919,921.76	\$ -	\$ -	\$ -
LIABILITIES AND RESERVES:				
Warrants Outstanding	\$ -	\$ -	\$ -	\$ -
Reserve for Interest on Warrants	\$ -	\$ -	\$ -	\$ -
Reserves From Schedule 8	\$ 157,407.68	\$ -	\$ -	\$ -
TOTAL LIABILITIES AND RESERVES	\$ 157,407.68	\$ -	\$ -	\$ -
CASH FUND BALANCE (Deficit) JUNE 30, 2017	\$ 762,514.08	\$ -	\$ -	\$ -

ESTIMATED NEEDS FOR FISCAL YEAR ENDING JUNE 30, 2017

GENERAL FUND	GENERAL FUND	SINKING FUND BALANCE SHEET	SINKING FUND
Current Expense	\$ 5,404,577.36	1. Cash Balance on Hand June 30, 2017	\$ -
Reserve for Int. on Warrants & Revaluation	\$ -	2. Legal Investments Properly Maturing	\$ -
Total Required	\$ 5,404,577.36	3. Judgements Paid to Recover by Tax Levy	\$ -
FINANCED		4. Total Liquid Assets	\$ -
Cash Fund Balance	\$ 762,514.08	Deduct Matured Indebtedness:	
Estimated Miscellaneous Revenue	\$ 1,043,000.00	5. a. Past-Due Coupons	\$ -
Total Deductions	\$ 1,805,514.08	6. b. Interest Accrued Thereon	\$ -
Balance to Raise from Ad Valorem Tax	\$ 3,599,063.28	7. c. Past-Due Bonds	\$ -
ESTIMATED MISCELLANEOUS REVENUE:		8. d. Interest Thereon After Last Coupon	\$ -
1000 Charges for Services	\$ 238,000.00	9. e. Fiscal Agency Commissions on Above	\$ -
2000 Local Sources of Revenue	\$ 645,000.00	10. f. Judgements and Int. Levied for/Unpaid	\$ -
3000 State Sources of Revenue	\$ 130,000.00	11. Total Items a. Through f.	\$ -
4000 Federal Sources of Revenue	\$ -	12. Balance of Assets Subject to Accruals	\$ -
5000 Miscellaneous Revenue	\$ 30,000.00	Deduct Accrual Reserve If Assets Sufficient:	
6111 Contributions from Other Funds	\$ -	13. g. Earned Unmatured Interest	\$ -
Total Estimated Revenue	\$ 1,043,000.00	14. h. Accrual on Final Coupons	\$ -
INDUSTRIAL DEVELOPMENT BONDS	INDUSTRIAL BONDS	15. i. Accrued on Unmatured Bonds	\$ -
1. Cash Balance on Hand June 30, 2017	\$ -	16. Total Items g. Through i.	\$ -
2. Legal Investments Properly Maturing	\$ -	17. Excess of Assets Over Accrual Reserves **	\$ -
3. Total Liquid Assets	\$ -	SINKING FUND REQUIREMENTS FOR 2017-2018	
Deduct Matured Indebtedness		1. Interest Earnings on Bonds	\$ -
4. a. Past-Due Coupons	\$ -	2. Accrual on Unmatured Bonds	\$ -
5. b. Interest Accrued Thereon	\$ -	3. Annual Accrual on "Prepaid" Judgements	\$ -
6. c. Past-Due Bonds	\$ -	4. Annual Accrual on "Unpaid" Judgements	\$ -
7. d. Interest Thereon After Last Coupon	\$ -	5. Interest on Unpaid Judgements	\$ -
8. e. Fiscal Agency Commissions on Above	\$ -	6. Annual Accrual From Exhibit KK	\$ -
9. Balance of Assets Subject to Accruals	\$ -		
10. Deduct: g. Earned Unmatured Interest	\$ -		
11. h. Accrual on Final Coupons	\$ -		
12. i. Accrued on Unmatured Bonds	\$ -		
13. Excess of Assets Over Accrual Reserves*	\$ -		
INDUSTRIAL BOND REQUIREMENTS FOR 2017-2018			
1. Interest Earnings on Bonds	\$ -		
2. Accrual on Unmatured Bonds	\$ -		
Total Sinking Fund Requirements	\$ -	Total Sinking Fund Requirements	\$ -
Deduct:		Deduct:	
1. Excess of Assets Over Liabilities	\$ -	1. Exces of Assets Over Liabilities	\$ -
2. Surplus Building Fund Cash	\$ -	2. Surplus Building Fund Cash	\$ -
Balance Required	\$ -	Balance to Raise By Tax Levy	\$ -

PUBLICATION SHEET - PITTSBURG COUNTY COUNTY, OKLAHOMA
ESTIMATE OF NEEDS BY APPROPRIATED ACCOUNT FOR 2017-2018

EXHIBIT "Z"

1a

DEPARTMENTS OF GOVERNMENT APPROPRIATED ACCOUNTS	Governmental Budget Accounts	
	FISCAL YEAR 2017-2018	
	NEEDS AS	APPROVED BY
	REQUESTED BY	COUNTY
	GOVERNING	EXCISE BOARD
	BOARD	
01 DISTRICT ATTORNEY - STATE:		
01a Personal Services	\$ -	\$ -
01b Part Time Help	\$ -	\$ -
01c Travel	\$ -	\$ -
01d Maintenance and Operation	\$ -	\$ -
01e Capital Outlay	\$ -	\$ -
01f Intergovernmental	\$ -	\$ -
01g Other-	\$ -	\$ -
01 Total	\$ -	\$ -
02 DISTRICT ATTORNEY - COUNTY:		
02a Personal Services	\$ -	\$ -
02b Part Time Help	\$ -	\$ -
02c Travel	\$ -	\$ -
02d Maintenance and Operation	\$ -	\$ -
02e Capital Outlay	\$ -	\$ -
02f Intergovernmental	\$ -	\$ -
02g Law Library	\$ -	\$ -
02h Other-	\$ -	\$ -
02 Total	\$ -	\$ -
04 COUNTY SHERIFF:		
04a Personal Services	\$ 678,379.35	\$ 589,555.82
04b Part Time Help	\$ -	\$ -
04c Travel	\$ -	\$ 4,000.00
04d Maintenance and Operation	\$ 120,000.00	\$ 100,000.00
04e Capital Outlay	\$ 63,000.00	\$ 3,000.00
04f Intergovernmental	\$ -	\$ -
04g Sheriff's Fees	\$ 30,000.00	\$ 20,000.00
04h Board of Prisoners	\$ 10,500.00	\$ 10,500.00
04i Other -	\$ 307,018.32	\$ 282,204.48
04 Total	\$ 1,208,897.67	\$ 1,009,260.30
06 COUNTY TREASURER:		
06a Personal Services	\$ 190,269.72	\$ 186,989.94
06b Part Time Help	\$ -	\$ -
06c Travel	\$ 5,000.00	\$ 5,200.00
06d Maintenance and Operation	\$ 40,000.00	\$ 20,000.00
06e Capital Outlay	\$ -	\$ 1.00
06f Intergovernmental	\$ -	\$ -
06g Other -	\$ -	\$ -
06 Total	\$ 235,269.72	\$ 212,190.94
08 COUNTY COMMISSIONERS:		
08a Personal Services	\$ 267,775.48	\$ 262,792.51
08b Part Time Help	\$ -	\$ -
08c Travel	\$ -	\$ -
08d Maintenance and Operation	\$ 6,165.36	\$ 6,165.36
08e Capital Outlay	\$ 700.00	\$ 700.00
08f Intergovernmental	\$ -	\$ -
08g Other -	\$ -	\$ -
08 Total	\$ 274,640.84	\$ 269,657.87

PUBLICATION SHEET - PITTSBURG COUNTY COUNTY, OKLAHOMA
ESTIMATE OF NEEDS BY APPROPRIATED ACCOUNT FOR 2017-2018

EXHIBIT "Z"

1b

DEPARTMENTS OF GOVERNMENT APPROPRIATED ACCOUNTS	Governmental Budget Accounts	
	FISCAL YEAR 2017-2018	
	NEEDS AS	APPROVED BY
	REQUESTED BY	COUNTY
	GOVERNING	EXCISE BOARD
	BOARD	
09 COUNTY COMMISSIONERS O.S.U. EXTENSION:		
09a Personal Services	\$ 217,572.00	\$ 217,572.00
09b Part Time Help	\$ -	\$ -
09c Travel	\$ 20,000.00	\$ 20,000.00
09d Maintenance and Operation	\$ 25,000.00	\$ 25,000.00
09e Capital Outlay	\$ 4,500.00	\$ 4,500.00
09f Intergovernmental	\$ -	\$ -
09g Other -	\$ -	\$ -
09 Total	\$ 267,072.00	\$ 267,072.00
10 COUNTY CLERK:		
10a Personal Services	\$ 328,240.47	\$ 319,197.23
10b Part Time Help	\$ -	\$ -
10c Travel	\$ 7,000.00	\$ 7,000.00
10d Maintenance and Operation	\$ 80,000.00	\$ 80,000.00
10e Capital Outlay	\$ 10,000.00	\$ 3,000.00
10f Intergovernmental	\$ -	\$ -
10g Lien Fees	\$ -	\$ -
010h Other -	\$ -	\$ -
10 Total	\$ 425,240.47	\$ 409,197.23
14 COURT CLERK:		
14a Personal Services	\$ 288,340.74	\$ 246,356.85
14b Part Time Help	\$ -	\$ -
14c Travel	\$ 7,000.00	\$ 7,000.00
14d Maintenance and Operation	\$ -	\$ -
14e Capital Outlay	\$ -	\$ -
14f Intergovernmental	\$ -	\$ -
14g Other -	\$ -	\$ -
14 Total	\$ 295,340.74	\$ 253,356.85
16 COUNTY ASSESSOR:		
16a Personal Services	\$ 288,340.35	\$ 280,589.55
16b Part Time Help	\$ -	\$ -
16c Travel	\$ 14,500.00	\$ 13,930.00
16d Maintenance and Operation	\$ 17,050.00	\$ 16,000.00
16e Capital Outlay	\$ 1.00	\$ 1.00
16f Intergovernmental	\$ -	\$ -
16g Other -	\$ -	\$ -
16h Other -	\$ -	\$ -
16 Total	\$ 319,891.35	\$ 310,520.55
17 REVALUATION OF REAL PROPERTY:		
17a Personal Services	\$ 368,183.63	\$ 356,557.43
17b Part Time Help	\$ 16,147.50	\$ 16,147.50
17c Travel	\$ 40,000.00	\$ 40,000.00
17d Maintenance and Operation	\$ 14,050.00	\$ 13,000.00
17e Capital Outlay	\$ 1.00	\$ 1.00
17f Intergovernmental	\$ -	\$ -
17g Other -	\$ 43,665.50	\$ 43,665.50
17h Other -	\$ 132,542.80	\$ 130,824.07
17 Total	\$ 614,590.43	\$ 600,195.50

PUBLICATION SHEET - PITTSBURG COUNTY COUNTY, OKLAHOMA
ESTIMATE OF NEEDS BY APPROPRIATED ACCOUNT FOR 2017-2018

EXHIBIT "Z"

1c

Governmental Budget Accounts		
FISCAL YEAR 2017-2018		
DEPARTMENTS OF GOVERNMENT	NEEDS AS	APPROVED BY
APPROPRIATED ACCOUNTS	REQUESTED BY	COUNTY
	GOVERNING	EXCISE BOARD
	BOARD	
18 JUVENILE SHELTER BUREAU:		
18a Personal Services	\$ -	\$ -
18b Part Time Help	\$ -	\$ -
18c Travel	\$ -	\$ -
18d Maintenance and Operation	\$ -	\$ -
18e Capital Outlay	\$ -	\$ -
18f Intergovernmental	\$ -	\$ -
18g Other -	\$ -	\$ -
18 Total	\$ -	\$ -
19 DISTRICT COURT:		
19a Personal Services	\$ -	\$ -
19b Part Time Help	\$ -	\$ -
19c Travel	\$ -	\$ -
19d Maintenance and Operation	\$ -	\$ -
19e Capital Outlay	\$ -	\$ -
19f Intergovernmental	\$ -	\$ -
19g Other -	\$ -	\$ -
19 Total	\$ -	\$ -
20 GENERAL GOVERNMENT		
20a Personal Services	\$ 112,843.88	\$ 112,843.88
20b Part Time Help	\$ -	\$ -
20c Travel	\$ -	\$ -
20d Maintenance and Operation	\$ 400,290.24	\$ 388,290.24
20e Capital Outlay	\$ 15,000.00	\$ 15,000.00
20f Intergovernmental	\$ -	\$ -
20g Other -	\$ 551,000.00	\$ 551,000.00
20h Other -	\$ 90,500.00	\$ 90,500.00
20i Other -	\$ 405,000.00	\$ 405,000.00
20j Other -	\$ 47,000.00	\$ 47,000.00
20 Total	\$ 1,621,634.12	\$ 1,609,634.12
21 EXCISE - EQUALIZATION BOARD:		
21a Personal Services	\$ 7,000.00	\$ 7,000.00
21b Part Time Help	\$ -	\$ -
21c Travel	\$ 3,000.00	\$ 3,000.00
21d Maintenance and Operation	\$ 1,000.00	\$ 1,000.00
21e Capital Outlay	\$ -	\$ -
21f Intergovernmental	\$ -	\$ -
21g Other -	\$ -	\$ -
21 Total	\$ 11,000.00	\$ 11,000.00
22 COUNTY ELECTION EXPENSE:		
22a Personal Services	\$ 123,650.10	\$ 120,528.04
22b Part Time Help	\$ 15,000.00	\$ 7,500.00
22c Travel	\$ 11,000.00	\$ 9,000.00
22d Maintenance and Operation	\$ 60,000.00	\$ 40,000.00
22e Capital Outlay	\$ 1,000.00	\$ 1.00
22f Intergovernmental	\$ -	\$ -
22g Other -	\$ -	\$ -
22 Total	\$ 210,650.10	\$ 177,029.04

PUBLICATION SHEET - PITTSBURG COUNTY COUNTY, OKLAHOMA
 ESTIMATE OF NEEDS BY APPROPRIATED ACCOUNT FOR 2017-2018

EXHIBIT "Z"

1d

Governmental Budget Accounts		
FISCAL YEAR 2017-2018		
DEPARTMENTS OF GOVERNMENT	NEEDS AS	APPROVED BY
APPROPRIATED ACCOUNTS	REQUESTED BY	COUNTY
	GOVERNING	EXCISE BOARD
	BOARD	
23 INSURANCE - BENEFITS:		
23a Hospital	\$ -	\$ -
23b Accident	\$ -	\$ -
23c Life	\$ -	\$ -
23d Property	\$ -	\$ -
23e Workmans Compensation	\$ -	\$ -
23f Unemployment	\$ -	\$ -
23g Retirement	\$ -	\$ -
23h Self Insured	\$ -	\$ -
23i FICA	\$ -	\$ -
23j Other -	\$ -	\$ -
23 Total	\$ -	\$ -
24 COUNTY PURCHASING AGENT:		
24a Personal Services	\$ -	\$ -
24b Part Time Help	\$ -	\$ -
24c Travel	\$ -	\$ -
24d Maintenance and Operation	\$ -	\$ -
24e Capital Outlay	\$ -	\$ -
24f Intergovernmental	\$ -	\$ -
24g Other -	\$ -	\$ -
24 Total	\$ -	\$ -
25 DATA PROCESSING:		
25a Personal Services	\$ -	\$ -
25b Part Time Help	\$ -	\$ -
25c Travel	\$ -	\$ -
25d Maintenance and Operation	\$ -	\$ -
25e Capital Outlay	\$ -	\$ -
25f Intergovernmental	\$ -	\$ -
25g Other -	\$ -	\$ -
25 Total	\$ -	\$ -
26 COUNTY SUPT. OF HEALTH		
26a Personal Services	\$ -	\$ -
26b Part Time Help	\$ -	\$ -
26c Travel	\$ -	\$ -
26d Maintenance and Operation	\$ -	\$ -
26e Capital Outlay	\$ -	\$ -
26f Intergovernmental	\$ -	\$ -
26g Other -	\$ -	\$ -
26 Total	\$ -	\$ -
27 WELFARE AGENCIES:		
27a Personal Services	\$ -	\$ -
27b Part Time Help	\$ -	\$ -
27c Travel	\$ -	\$ -
27d Maintenance and Operation	\$ -	\$ -
27e Capital Outlay	\$ -	\$ -
27f Intergovernmental	\$ -	\$ -
27g Other -	\$ -	\$ -
27 Total	\$ -	\$ -

PUBLICATION SHEET - PITTSBURG COUNTY COUNTY, OKLAHOMA
ESTIMATE OF NEEDS BY APPROPRIATED ACCOUNT FOR 2017-2018

EXHIBIT "Z"

1e

Governmental Budget Accounts		
FISCAL YEAR 2017-2018		
DEPARTMENTS OF GOVERNMENT	NEEDS AS	APPROVED BY
APPROPRIATED ACCOUNTS	REQUESTED BY	COUNTY
	GOVERNING	EXCISE BOARD
	BOARD	
28 CHARITY:		
28a Personal Services	\$ -	\$ -
28b Part Time Help	\$ -	\$ -
28c Travel	\$ -	\$ -
28d Maintenance and Operation	\$ 1,000.00	\$ 1,000.00
28e Capital Outlay	\$ -	\$ -
28f Intergovernmental	\$ -	\$ -
28g Other -	\$ -	\$ -
28 Total	\$ 1,000.00	\$ 1,000.00
29 FIRE FIGHTING SERVICES:		
29a Personal Services	\$ -	\$ -
29b Part Time Help	\$ -	\$ -
29c Travel	\$ -	\$ -
29d Maintenance and Operation	\$ -	\$ -
29e Capital Outlay	\$ -	\$ -
29f Intergovernmental	\$ -	\$ -
29g Equipment Lease Rentals	\$ -	\$ -
29h Other -	\$ -	\$ -
29i Other -	\$ -	\$ -
29 Total	\$ -	\$ -
30 RECORDING ACCOUNT:		
30a Personal Services	\$ -	\$ -
30b Part Time Help	\$ -	\$ -
30c Travel	\$ -	\$ -
30d Maintenance and Operation	\$ -	\$ -
30e Capital Outlay	\$ -	\$ -
30f Intergovernmental	\$ -	\$ -
30g Other -	\$ -	\$ -
30 Total	\$ -	\$ -
31 COUNTY ENGINEER:		
31a Personal Services	\$ -	\$ -
31b Part Time Help	\$ -	\$ -
31c Travel	\$ -	\$ -
31d Maintenance and Operation	\$ -	\$ -
31e Capital Outlay	\$ -	\$ -
31f Intergovernmental	\$ -	\$ -
31g Other -	\$ -	\$ -
31h Other -	\$ -	\$ -
31 Total	\$ -	\$ -
32 LIBRARY:		
32a Personal Services	\$ -	\$ -
32b Part Time Help	\$ -	\$ -
32c Travel	\$ -	\$ -
32d Maintenance and Operation	\$ -	\$ -
32e Capital Outlay	\$ -	\$ -
32f Intergovernmental	\$ -	\$ -
32g Other -	\$ -	\$ -
32 Total	\$ -	\$ -

PUBLICATION SHEET - PITTSBURG COUNTY COUNTY, OKLAHOMA
ESTIMATE OF NEEDS BY APPROPRIATED ACCOUNT FOR 2017-2018

EXHIBIT "Z"

1f

Governmental Budget Accounts		
FISCAL YEAR 2017-2018		
DEPARTMENTS OF GOVERNMENT APPROPRIATED ACCOUNTS	NEEDS AS REQUESTED BY GOVERNING BOARD	APPROVED BY COUNTY EXCISE BOARD
33 PUBLIC DEFENDER:		
33a Personal Services	\$ -	\$ -
33b Part Time Help	\$ -	\$ -
33c Travel	\$ -	\$ -
33d Maintenance and Operation	\$ -	\$ -
33e Capital Outlay	\$ -	\$ -
33f Intergovernmental	\$ -	\$ -
33g Other -	\$ -	\$ -
33h Other -	\$ -	\$ -
33 Total	\$ -	\$ -
34 CIVIL DEFENSE:		
34a Personal Services	\$ 125,521.97	\$ 125,521.97
34b Part Time Help	\$ -	\$ -
34c Travel	\$ 500.00	\$ 500.00
34d Maintenance and Operation	\$ 30,000.00	\$ 30,000.00
34e Capital Outlay	\$ 6,000.00	\$ 6,000.00
34f Intergovernmental	\$ -	\$ -
34g Other -	\$ -	\$ -
34 Total	\$ 162,021.97	\$ 162,021.97
36 SOLID WASTE:		
36a Personal Services	\$ -	\$ -
36b Part Time Help	\$ -	\$ -
36c Travel	\$ -	\$ -
36d Maintenance and Operation	\$ -	\$ -
36e Capital Outlay	\$ -	\$ -
36f Intergovernmental	\$ -	\$ -
36g Other -	\$ -	\$ -
36h Other -	\$ -	\$ -
36 Total	\$ -	\$ -
38 SOIL CONSERVATION DISTRICT:		
38a Personal Services	\$ -	\$ -
38b Part Time Help	\$ -	\$ -
38c Travel	\$ -	\$ -
38d Maintenance and Operation	\$ -	\$ -
38e Capital Outlay	\$ -	\$ -
38f Intergovernmental	\$ -	\$ -
38g Other -	\$ -	\$ -
38h Other -	\$ -	\$ -
38 Total	\$ -	\$ -
40 REWARD FUND:		
40a Personal Services	\$ -	\$ -
40b Part Time Help	\$ -	\$ -
40c Travel	\$ -	\$ -
40d Maintenance and Operation	\$ -	\$ -
40e Capital Outlay	\$ -	\$ -
40f Intergovernmental	\$ -	\$ -
40g Other -	\$ -	\$ -
40 Total	\$ -	\$ -

PUBLICATION SHEET - PITTSBURG COUNTY COUNTY, OKLAHOMA
ESTIMATE OF NEEDS BY APPROPRIATED ACCOUNT FOR 2017-2018

EXHIBIT "Z"

1g

DEPARTMENTS OF GOVERNMENT APPROPRIATED ACCOUNTS		Governmental Budget Accounts	
		FISCAL YEAR 2017-2018	
		NEEDS AS	APPROVED BY
		REQUESTED BY	COUNTY
		GOVERNING	EXCISE BOARD
		BOARD	
60			
60a Personal Services	#	\$ -	\$ -
60b Part Time Help	#	\$ -	\$ -
60c Travel	#	\$ -	\$ -
60d Maintenance and Operation	#	\$ 23,000.00	\$ 23,000.00
60e Capital Outlay	#	\$ -	\$ -
60f Intergovernmental	#	\$ -	\$ -
60g Other -	#	\$ -	\$ -
60h Other -		\$ -	\$ -
60 Total		\$ 23,000.00	\$ 23,000.00
61	#		
61a Personal Services	#	\$ -	\$ -
61b Part Time Help	#	\$ -	\$ -
61c Travel	#	\$ -	\$ -
61d Maintenance and Operation	#	\$ 3,000.00	\$ 3,000.00
61e Capital Outlay	#	\$ -	\$ -
61f Intergovernmental	#	\$ -	\$ -
61g Other -	#	\$ -	\$ -
61h Other -		\$ -	\$ -
61 Total		\$ 3,000.00	\$ 3,000.00
62	#		
62a Personal Services	#	\$ -	\$ -
62b Part Time Help	#	\$ -	\$ -
62c Travel	#	\$ -	\$ -
62d Maintenance and Operation	#	\$ 1,596.00	\$ 1,596.00
62e Capital Outlay	#	\$ -	\$ -
62f Intergovernmental	#	\$ -	\$ -
62g Other -	#	\$ -	\$ -
62h Other -	#	\$ -	\$ -
62 Total		\$ 1,596.00	\$ 1,596.00
63			
63a Personal Services	#	\$ -	\$ -
63b Part Time Help	#	\$ -	\$ -
63c Travel	#	\$ -	\$ -
63d Maintenance and Operation	#	\$ 10,000.00	\$ 10,000.00
63e Capital Outlay	#	\$ -	\$ 12,000.00
63f Intergovernmental	#	\$ -	\$ -
63g Other -	#	\$ -	\$ -
63 Total		\$ 10,000.00	\$ 22,000.00
64			
64a Personal Services	#	\$ -	\$ -
64b Part Time Help	#	\$ -	\$ -
64c Travel	#	\$ -	\$ -
64d Maintenance and Operation	#	\$ -	\$ -
64e Capital Outlay	#	\$ -	\$ -
64f Intergovernmental	#	\$ -	\$ -
64g Other -	#	\$ -	\$ -
64 Total		\$ -	\$ -

PUBLICATION SHEET - PITTSBURG COUNTY COUNTY, OKLAHOMA
ESTIMATE OF NEEDS BY APPROPRIATED ACCOUNT FOR 2017-2018

1h

DEPARTMENTS OF GOVERNMENT APPROPRIATED ACCOUNTS		Governmental Budget Accounts	
		FISCAL YEAR 2017-2018	
		NEEDS AS	APPROVED BY
		REQUESTED BY	COUNTY
		GOVERNING	EXCISE BOARD
		BOARD	
65			
65a	Personal Services	#	\$ - \$ -
65b	Part Time Help	#	\$ - \$ -
65c	Travel	#	\$ - \$ -
65d	Maintenance and Operation	#	\$ 3,000.00 \$ -
65e	Capital Outlay	#	\$ - \$ -
65f	Intergovernmental	#	\$ - \$ -
65g	Other -	#	\$ - \$ -
65h	Other -		\$ - \$ -
65	Total		\$ 3,000.00 \$ -
66		#	
66a	Personal Services	#	\$ 2,261.64 \$ 2,261.64
66b	Part Time Help	#	\$ - \$ -
66c	Travel	#	\$ 500.00 \$ 1,000.00
66d	Maintenance and Operation	#	\$ 2,000.00 \$ 2,000.00
66e	Capital Outlay	#	\$ 2,000.00 \$ 1,000.00
66f	Intergovernmental	#	\$ - \$ -
66g	Other -	#	\$ - \$ -
66h	Other -		\$ - \$ -
66	Total		\$ 6,761.64 \$ 6,261.64
67		#	
67a	Personal Services	#	\$ - \$ -
67b	Part Time Help	#	\$ - \$ -
67c	Travel	#	\$ - \$ -
67d	Maintenance and Operation	#	\$ - \$ -
67e	Capital Outlay	#	\$ - \$ -
67f	Intergovernmental	#	\$ - \$ -
67g	Other -	#	\$ - \$ -
67h	Other -	#	\$ - \$ -
67	Total		\$ - \$ -
68			
68a	Personal Services		\$ - \$ -
68b	Part Time Help		\$ - \$ -
68c	Travel		\$ - \$ -
68d	Maintenance and Operation		\$ - \$ -
68e	Capital Outlay		\$ - \$ -
68f	Intergovernmental		\$ - \$ -
68g	Other -		\$ - \$ -
68	Total		\$ - \$ -
69			
69a	Personal Services		\$ - \$ -
69b	Part Time Help		\$ - \$ -
69c	Travel		\$ - \$ -
69d	Maintenance and Operation		\$ - \$ -
69e	Capital Outlay		\$ - \$ -
69f	Intergovernmental		\$ - \$ -
69g	Other -		\$ - \$ -
69	Total		\$ - \$ -

PUBLICATION SHEET - PITTSBURG COUNTY COUNTY, OKLAHOMA
ESTIMATE OF NEEDS BY APPROPRIATED ACCOUNT FOR 2017-2018

EXHIBIT "Z"

ii

Governmental Budget Accounts		
FISCAL YEAR 2017-2018		
DEPARTMENTS OF GOVERNMENT	NEEDS AS	APPROVED BY
APPROPRIATED ACCOUNTS	REQUESTED BY	COUNTY
	GOVERNING	EXCISE BOARD
	BOARD	
80 HIGHWAY BUDGET ACCOUNT:		
80a Personal Services #	\$ -	\$ -
80b Part Time Help #	\$ -	\$ -
80c Travel #	\$ -	\$ -
80d Maintenance and Operation #	\$ -	\$ -
80e Capital Outlay #	\$ -	\$ -
80f Intergovernmental #	\$ -	\$ -
80g Other - #	\$ -	\$ -
80h Other -	\$ -	\$ -
80j Other -	\$ -	\$ -
80 Total	\$ -	\$ -
82 COUNTY AUDIT BUDGET ACCOUNT:		
82a Salaries and Expense of Audit and Report	\$ 38,583.35	\$ 38,583.35
82b Intergovernmental	\$ -	\$ -
82c Other -	\$ -	\$ -
82 Total	\$ 38,583.35	\$ 38,583.35
83 COUNTY CEMETARY ACCOUNT:		
83a Personal Services	\$ -	\$ -
83b Part Time Help	\$ -	\$ -
83c Travel	\$ -	\$ -
83d Maintenance and Operation #	\$ -	\$ -
83e Capital Outlay #	\$ -	\$ -
83f Intergovernmental #	\$ -	\$ -
83g Other - #	\$ -	\$ -
83h Other - #	\$ -	\$ -
83 Total #	\$ -	\$ -
84 FREE FAIR BUDGET ACCOUNT:		
84a Personal Services #	\$ 1,000.00	\$ 1,000.00
84b Part Time Help #	\$ -	\$ -
84c Travel	\$ -	\$ -
84d Maintenance and Operation	\$ 3,000.00	\$ 3,000.00
84e Capital Outlay	\$ 14,000.00	\$ 14,000.00
84f Intergovernmental	\$ -	\$ -
84g Premiums and Awards	\$ -	\$ -
84h Other -	\$ -	\$ -
84i Other -	\$ -	\$ -
84 Total	\$ 18,000.00	\$ 18,000.00
86 FREE FAIR IMPROVEMENT ACCOUNT:		
86a Personal Services	\$ -	\$ -
86b Part Time Help	\$ -	\$ -
86c Travel	\$ -	\$ -
86d Maintenance and Operation	\$ -	\$ -
86e Capital Outlay	\$ -	\$ -
86f Intergovernmental	\$ -	\$ -
86g Other -	\$ -	\$ -
86h Other -	\$ -	\$ -
86 Total	\$ -	\$ -

PUBLICATION SHEET - PITTSBURG COUNTY COUNTY, OKLAHOMA
ESTIMATE OF NEEDS BY APPROPRIATED ACCOUNT FOR 2017-2018

EXHIBIT "Z"

		Governmental Budget Accounts	
		FISCAL YEAR 2017-2018	
DEPARTMENTS OF GOVERNMENT		NEEDS AS	APPROVED BY
APPROPRIATED ACCOUNTS		REQUESTED BY	COUNTY
		GOVERNING	EXCISE BOARD
		BOARD	
87 LIBRARY BUDGET ACCOUNT:			
87a Personal Services	#	\$ -	\$ -
87b Part Time Help	#	\$ -	\$ -
87c Travel	#	\$ -	\$ -
87d Maintenance and Operation	#	\$ -	\$ -
87e Capital Outlay	#	\$ -	\$ -
87f Intergovernmental	#	\$ -	\$ -
87g Other -		\$ -	\$ -
87 Total		\$ -	\$ -
88 PUBLIC HEALTH BUDGET ACCOUNT:			
88a Personal Services		\$ -	\$ -
88b Part Time Help		\$ -	\$ -
88c Travel		\$ -	\$ -
88d Maintenance and Operation		\$ -	\$ -
88e Capital Outlay		\$ -	\$ -
88f Intergovernmental		\$ -	\$ -
88g Other -		\$ -	\$ -
88h Other -		\$ -	\$ -
88 Total		\$ -	\$ -
89 COUNTY HOSPITAL BUDGET ACCOUNT:			
89a Personal Services		\$ -	\$ -
89b Part Time Help		\$ -	\$ -
89c Travel		\$ -	\$ -
89d Maintenance and Operation		\$ -	\$ -
89e Capital Outlay		\$ -	\$ -
89f Intergovernmental		\$ -	\$ -
89g Other -		\$ -	\$ -
89h Other -		\$ -	\$ -
89 Total		\$ -	\$ -
90 CHILD GUIDANCE CLINIC			
90a Personal Services		\$ -	\$ -
90b Part Time Help		\$ -	\$ -
90c Travel		\$ -	\$ -
90d Maintenance and Operation		\$ -	\$ -
90e Capital Outlay		\$ -	\$ -
90f Intergovernmental		\$ -	\$ -
90g Other -		\$ -	\$ -
90 Total		\$ -	\$ -
91 TICK ERADICATION ACCOUNT:			
91a Personal Services		\$ -	\$ -
91b Part Time Help		\$ -	\$ -
91c Travel		\$ -	\$ -
91d Maintenance and Operation		\$ -	\$ -
91e Capital Outlay		\$ -	\$ -
91f Intergovernmental		\$ -	\$ -
91g Other -		\$ -	\$ -
91h Other -		\$ -	\$ -
91 Total		\$ -	\$ -

PUBLICATION SHEET - PITTSBURG COUNTY COUNTY, OKLAHOMA
ESTIMATE OF NEEDS BY APPROPRIATED ACCOUNT FOR 2017-2018

EXHIBIT "Z"

1k

		Governmental Budget Accounts	
		FISCAL YEAR 2017-2018	
DEPARTMENTS OF GOVERNMENT		NEEDS AS	APPROVED BY
APPROPRIATED ACCOUNTS		REQUESTED BY	COUNTY
		GOVERNING	EXCISE BOARD
		BOARD	
92 BUILDING MAINTENANCE ACCOUNT:			
92a Personal Services	#	\$ -	\$ -
92b Part Time Help	#	\$ -	\$ -
92c Travel	#	\$ -	\$ -
92d Maintenance and Operation	#	\$ -	\$ -
92e Capital Outlay	#	\$ -	\$ -
92f Intergovernmental	#	\$ -	\$ -
92g Other -		\$ -	\$ -
92h Other -		\$ -	\$ -
92j Other -		\$ -	\$ -
92 Total		\$ -	\$ -
93			
93a Personal Services		\$ -	\$ -
93b Part Time Help		\$ -	\$ -
93c Travel		\$ -	\$ -
93d Maintenance and Operation		\$ -	\$ -
93e Capital Outlay		\$ -	\$ -
93f Intergovernmental		\$ -	\$ -
93g Other -		\$ -	\$ -
93h Other -		\$ -	\$ -
93 Total		\$ -	\$ -
94			
94a Personal Services		\$ -	\$ -
94b Part Time Help		\$ -	\$ -
94c Travel		\$ -	\$ -
94d Maintenance and Operation		\$ -	\$ -
94e Capital Outlay		\$ -	\$ -
94f Intergovernmental		\$ -	\$ -
94g Other -		\$ -	\$ -
94h Other -		\$ -	\$ -
94 Total		\$ -	\$ -
98 OTHER USE:			
98a Other Deductions		\$ -	\$ -
98 Total		\$ -	\$ -
TOTAL GENERAL FUND ACCOUNT		\$ 5,751,190.40	\$ 5,404,577.36
SUBJECT TO WARRANT ISSUE:			
99 Provision for Interest on Warrants		\$ -	\$ -
GRAND TOTAL GENERAL FUND		\$ 5,751,190.40	\$ 5,404,577.36

SEE INDEPENDENT ACCOUNTANT'S COMPILATION REPORT

PUBLICATION SHEET - PITTSBURG COUNTY COUNTY, OKLAHOMA
 FINANCIAL STATEMENT OF THE VARIUS FUNDS FOR THE FISCAL YEAR ENDING JUNE 30, 2017, AND ESTIMATE OF NEEDS
 FOR THE FISCAL YEAR ENDING JUNE 30, 2018, OF THE GOVERNING BOARD OF
 PITTSBURG COUNTY COUNTY, OKLAHOMA

EXHIBIT "Z"

** If line 12 is less than line 16 after omitting "h" deduct the following each in turn from line 4, "Total Liquid Assets".	SINKING FUND
13d. j. Unmatured Coupons Due 4-1-2018	\$ -
14d. k. Unmatured Bonds So Due	-
15d. l. Whatever Remains is for Exhibit KK Line E.	\$ -
16d. Deficit as Shown on Sinking Fund Balance Sheet.	\$ -
17d. Less Cash Requirements for Current Fiscal Year in Excess of Cash on Hand (From Line 15d Above).	-
18d. Remaining Deficit is for Exhibit KK Line F.	\$ -



	BUILDING FUND	CO-OP FUND	HEALTH FUND
Current Expense	\$ -	\$ -	\$ -
Reserve for Int. on Warrants & Revaluation	\$ -	\$ -	\$ -
Total Required	\$ -	\$ -	\$ -
FINANCED:			
Cash Fund Balance	\$ -	\$ -	\$ -
Estimated Miscellaneous Revenue	\$ -	\$ -	\$ -
Total Deductions	\$ -	\$ -	\$ -
Balance to Raise from Ad Valorem Tax and Co-op Fund Balance	\$ -	\$ -	\$ -

* If line 14 is less than the sum of lines g. h. i. after omitting "h" deduct the following each in turn from line 4, "Total Liquid Assets".	INDUSTRIAL BOND FUND
13d. j. Unmatured Coupons Due Before 4-1-2018	\$ -
14d. k. Unmatured Bonds So Due	-
15d. l. Whatever Remains is for Exhibit KKI Line E.	\$ -
16d. Deficit as Shown on Industrial Bonds Balance Sheet.	\$ -
17d. Less Cash Requirements for Current Fiscal Year in Excess of Cash on Hand (From Line 15d Above).	-
18d. Remaining Deficit is for Exhibit KKI Line F.	\$ -


CERTIFICATE - GOVERNING BOARD

STATE OF OKLAHOMA, COUNTY OF PITTSBURG COUNTY, ss:

We, the undersigned duly elected, qualified Governing Officers of Pittsburg County County Oklahoma, do hereby certify that at a meeting of the Governing Body of the said County, begun at the time provided by law for Counties and pursuant to the provisions of 68 O. S. 1991 Sec. 3002, the foregoing statement was prepared and is a true and correct condition of the Financial Affairs of said County as reflected by the record of the County Clerk and Treasurer. We further certify that the foregoing estimate for current expenses for the fiscal year beginning July 1, 2017, and ending June 30, 2018, as shown are reasonably necessary for the proper conduct of the affairs of the said County, that the Estimated Income to be derived from sources other than ad valorem taxation does not exceed the lawfully authorized ration of the revenue derived from the same sources during the preceding fiscal year.

 Chairman of Board
  Commissioner
 Commissioner

Attest  County Clerk Seal

Subscribed and sworn to before me this 11 day of September, 2017.
 Notary Public

Required to be published in a legally-qualified newspaper printed in the County, or one issue published in a legally-qualified newspaper of general circulation in the County.

S.A.&I. Form 2631R97 Entity Pittsburg County County, 61

Monday, September 11, 2017



SEE INDEPENDENT ACCOUNTANT'S COMPILATION REPORT